



Collection


REGULATION

Rules for the collection of the copyrights for public performance of music

ECAD

ABRAMUS
AMAR
ASSIM
SBACEM
SICAM
SOCINPRO
UBC

Table of Contents



Introduction	4
Chapter I – General principles of Collection	5
Art. 1. Purpose	5
Art. 2. Bases to the collection rules and criteria	5
Art. 3. Independence of the types of public musical performance	6
Art. 4. The use of artificial intelligence systems shall not exempt, waive or limit the applicability of the public performance rights collection	6
Art. 5. License and repertoire	6
Art. 6. Distribution of the collected values	6
Art. 7. User's responsibility for the purposes of determining and distributing the collected amount	6
Chapter II – Definitions	7
Art. 8. Definitions	7
Art. 9. Recurrence	8
Chapter III – General Collection Rules	9
Art. 10. Bases for pricing	9
Art. 11. Collection based on gross revenue	9
Art. 12. Musical shows with no sale of tickets	9
Art. 13. Eventual cinematographic exhibitions with no sale of tickets –open or public places	10
Art. 14. Courtesy	10
Art. 15. Collection based on quantity of UDAs	10
Art. 16. Criteria for pricing based on the quantity of UDAs	10
Art. 17. Different ways for the public to access the event	11
Chapter IV – Proportionality of the charge	12
Art. 18. Proportionality criteria	12
Art. 19. Importance of the musical work	13
Art. 20. Usage level	13
Art. 21. Social-economic category and population level	13
Art. 22. Live performance	14
Art. 23. Works in public domain or licensed upon individual management of rights or under a license regime other than the collective management	14
Art. 24. Discount for musical concerts and dramas	15
Art. 25. Non-application of the discount for musical concerts and music festivals and similar events	16
Art. 26. Discount for events featuring cinematographic exhibition	16
Art. 27. Religious events	16
Art. 28. Charitable events	16
Art. 29. Events with buffet and/or open bar during the whole event	16
Art. 30. Events with online access to the box office slip via “ticketeira”	16
Art. 31. No accumulation of discounts for events	16

Art.32. Agreements entered into by Ecad	16
Art.33. Chain of public and/or educational TV station	17
Art.34. RTR chains in the “Legal Amazon”	17
Art.35. Chain of establishments	17
Chapter V – Grant of the license for public performance of works	18
Art. 36. Obtainment of the license to public performance	18
Art. 37. Means to evidence by estimate and non-information of the data by the user	18
Art. 38. License by estimate	18
Art. 39. License by minimum guarantee	18
Art. 40. Penalties for unauthorized public performance	19
Art. 41. Adjustment to the debt value	19
Art. 42. List of performed musical works and sound recordings	19
Art. 43. List of musical works and sound recordings performed by motion cinematographic companies, radio and broadcast TV stations, operators of pay TV and digital services	19
Art. 44. False, incomplete information, or non-delivery of the list of musical works and sound recordings	20
Chapter VI – Final provisions	21
Art. 45. Consolidation and effectiveness of the Collection Regulation	21
Chapter VII – Rate Schedule for licensing musical uses	22
Permanent Licenses	25
Movie Theater	25
Radio	25
Digital Services	26
TV	28
General Music Users	30
Eventual Licenses	37
Shows and Events	37

Introduction

This Collection Regulation aims to establish the rules for the collection of the copyright and neighboring rights related thereto, in relation to the payment of the public performing rights of musical, literary-musical works, and sound recordings, according to the internationally used criteria, to the constitutional prerogatives assured in article 5, item XXVII, b', of the Federal Constitution, observing the provisions of Law 9,610/98 and its revisions given by Law 12,853/13, and of Decree 9,574/18.

The criteria set forth in this Collection Regulation are defined in the General Meeting, composed by the associations that integrate the collective management, according to Ecad Bylaws, and consistent with the Distribution Regulation. This document assures the protection of the musical performances in places of collective attendance, through any processes, including the broadcasting, or transmission by any modality, and the cinematographic exhibition.

Chapter I

General principles of Collection

Art. 1. This Collection Regulation sets forth the principles and rules for the collection of copyright and neighboring rights related thereto exclusively in relation to the public performance of musical, literary-musical works, and sound recordings and, according to article 5, item XXVII, of the Federal Constitution; articles 28, 29, 68, 86, 90, 93, 98, 99 of Law 9,610/98, amended by Law 12,853/13; and articles 6, 7, 8, 9, and 13 of Decree no. 9,574/18, translates the unification of the charge of copyright prepared by the associations of collective management.

Art. 2. The collection standards set forth by this Regulation have as base:

I - The constitutional prerogative assured in article 5, item XXVII of the Federal Constitution, added of the provisions of Law 9,610/98, that only the holders of copyright and neighboring rights thereto, their heirs, and successors are entitled to exclusively dispose of the use of their intellectual property;

II - That the Central Office of Collection and Distribution (Escritório Central de Arrecadação e Distribuição) - Ecad, provided for in Law 5,988/73, and kept by Law 9,610/98, with amendments given by Law 12,583/13, has the purpose of unifying the collection and distribution of the copyright arising from the public performance rights, provided for in article 8, item IV of this Regulation;

III - That the collective management associations, according to articles 98 and 99 of Law 9,610/98, are representatives of their members and represent them to the practice of all acts required to the judicial or extrajudicial defense of their copyright;

IV - That Ecad, duly qualified by the competent federal public administration provided for in article 98-A of Law 9,610/98 and, in the use of the legal assignments, is the sole entity with the prerogative of authorizing the public use of musical works and sound recordings in the whole national territory, acting in own name as procedural substitute of the national and foreign rights holders, according to paragraph 2 of article 99 of Law 9,610/98, and with no prejudice to the provisions in paragraph 15 of article 98 of the same Law;

V - That every individual or legal entity intending to publicly perform musical works and sound recordings, shall obtain Ecad's authorization, through the payment of the respective license, according to article 68 of Law 9,610/98;

VI - That the pricing for granting of the license will always be based:

a. On the isonomy and non-discrimination of users that present the same characteristics, considering the level of use of the musical works and sound recordings, importance of the public performance in their activities, and the particularities of each segment, according to article 98, paragraph 4, of Law 9,610/98, and articles 6, 7, 8, and 9 of Decree 9,574/18.

b. On the proportionality criteria provided for in article 17 of this Regulation, according to article 8 of Decree 9,574/18.

c. On the classification of each user, based on the information provided thereby and on the collection criteria provided for in this Regulation.

VII - That the collection and price criteria present in this Regulation were unified in the General Meeting composed by the associations integrating the collective management, considering the reasonability, the good faith, and the customs of the region of use of the musical works and sound recordings, according to articles 98, paragraph 3, and 99 of Law 9,610/98.

Sole §. The General Meeting may define another criteria, different from those already provided for in this Regulation, as well as to the omitted cases, to fix the price of the license.

Art. 3. The different types of public performance are independent to each other, even if performed by a same user, in the same place, and for each of them it will be required the obtainment of the corresponding license, according to article 31 of Law 9,610/98.

Art. 4. The use of artificial intelligence systems shall not exempt, waive or limit the applicability of the public performance rights collection. The calculation of the copyright remuneration shall strictly comply with the provisions set forth in this Regulation.

Art. 5. The license granted by Ecad allows the use of musical works and sound recordings with no limitation of the number of musical works and sound recordings to be used.

Art. 6. The collected values will be distributed to the rights holders of musical works and sound recordings in compliance with Ecad's Distribution Regulation and with the provisions in paragraph 3 of article 6 of Decree no. 9,574/18.

Art. 7. The user will be responsible to provide the data required to the calculation of the price of the license, as well as the information for the distribution of the collected values, according to article 68, paragraph 6, of Law 9,610/98 and article 22 of Decree 9,574/18.

Chapter II

Definitions

Art. 8. For effects of this Regulation, the following are considered:

I - User - Every individual or legal entity that publicly performs musical works and sound recordings, directly or indirectly, by any means or process, including Internet, whether the use is characterized as generator, transmitter, or re-transmitter. For the effects of collection, it is also considered as users the organizers of events, the owners, directors, managers, businesspeople, and lessees of the places or establishments where the public performance of musical works and sound recordings takes place, according to articles 5, item V; 29, item VIII, sub-items “b” to “I”; 68; 86; 89 and 110 of Law 9,610/98;

II - Musical work - result of the creation of one or more authors that has as final product an instrumental musical work or a musical work with lyrics (literary-musical work);

III - Sound Recordings - every fixation of sounds of a performance or interpretation, or of other sounds;

IV - Public performance - The use of musical works, upon the participation of artists, paid or not, or the use of sound recordings and audiovisual works, in places of collective attendance, by any processes, including broadcasting or transmission by any modality, and the cinematographic exhibition, according to article 68 paragraph 2 of Law 9,610/98;

V - “Live” musical performance - The public performance where there is no use of sound recordings or video-phonogram;

VI - “Mechanical” musical performance - The public performance where there is use of sound recordings or video-phonogram;

VII - Musical emission or broadcasting - The diffusion of sounds, through radioelectric waves; satellite signals; wire, cable, or another conductor; optical media, or any other electromagnetic process, including broadcasting, Internet, or transmission by any modality, or also any other equivalent process, according to article 5, item II, of Law 9,610/98;

VIII - Musical retransmission - The simultaneous emission of the musical transmission of an user by another;

IX - “Unidade de Direito Autoral” (UDA) - Copyright Unit value defined by the associations of collective management that associates a monetary value to the collection, when it is not levied on the gross revenue, or in the cases specified in this Regulation. UDA will be adjusted on an annual basis;

X - Function - Quantity of times the public performance occurs in a same establishment or place; and/or in the same day; and/or promoted by a same user;

XI - Background Music - Background music exclusively used in an incidental or secondary manner. It is not classified in this definition the music concerts, shows, balls, dancing parties, or social events.

Art. 9. The users will be classified according to the frequency they use musical works and sound recordings as follows:

I - Permanent user - Anyone who, on a constant, habitual and continuous basis, publicly performs musical works and sound recordings and the frequency of the license is at least monthly, being classified as general users, movie theater, TVs, radios and digital services. In all these segments, permanent users are considered to be those in which the price is fixed when the importance, use of the music and the format of access remain with no changes in their form of use. In the case of commercial establishments, the average audience and/or ticket prices must also remain unchanged. The user's characteristics will be determined and classified when registering and the price will be defined based on the permanent table.

a. The permanent live music users are establishments such as bars, restaurants or entertainment venues that offer music frequently.

b. In establishments that have the presentation of artists, performers, musicians, or musical groups as their main product, that is, when the main attraction for the public is the artist performing, such as concert halls or similar venues, their licenses must be based on the eventual rate schedule.

c. When the presentation doesn't maintain the usual characteristics, determined, and classified during registration, such as ticket prices, average attendance, operating days different from those practiced or special events held such as Festa Junina, Carnival, New Year's Eve or end-of-year parties, the license will be charged separately. This charge for musical use other than usual will be based on information from the concerned musical performance, which is necessary to calculate the amount to be paid. The price will be establish on the eventual rate schedule.

II - Eventual user - The one who publicly performs music and that the use and importance of the music, as well as the form of access to the public, values of tickets and/or attractions are characterized per event. The price of the license will be defined based on the eventual rate schedule.

Chapter III

General collections rules

Art. 10. The pricing of the license will be based:

- I - As a rule, on the user's gross revenue, as set forth by article 11 of this Regulation; or
- II - On the cost, defined in articles 12 and 13 of this Regulation; or
- III - On the Copyright Unit (UDA), when the collection is not levied on the gross revenue; or
- IV - On specific tables in this Regulation.

Art. 11. For the purposes of this Regulation, it is considered as elements forming the user's gross revenue every revenue related to the public performance: sale of tickets, accesses, invitations, "mortalhas", "abadás", T-shirts, sponsors, subventions, subsidies, signatures, any other modality of revenue, even if implicit, whenever related to the public performance.

§ 1. In the events to which signatures are sold in relation to a series of exhibitions, the income obtained with the sale of the signatures will also be considered for the composition of the gross revenue. For effect of calculation of the gross revenue of each exhibition, the total value of the signature will be divided by the quantity of events.

§ 2. In the case of events where there is sale of ticket, the official bill of box office may be accepted as source of evidence of the gross revenue. To such purpose, it is understood as official bill the reputable detailed report composed by all types of tickets, courtesies, and their respective quantities commercialized in the event necessarily containing the following information: (i) ticket office responsible for online sales, (ii) name, location and date of the event, (iii) details of the box office showing the number of tickets sold, the lots made available and their respective values and by sector, as well as the number of courtesies offered, (iv) date that the statement was retrieved from the ticket office platform and (v) any other information capable of giving even greater veracity to the paperwork.

§ 3º Ecad may audit, through other sources of reference, the official bill submitted, as well as verify with the artists' attorneys the amounts related to the events broken down in relation to the revenues that are the basis for calculating the payment of copyrights, only to the extent necessary to verify the accuracy of such payments.

Art. 12. Regarding musical shows to which there is no sale of tickets, the price of the license will be fixed according to the criteria described in the paragraphs composing this article.

§ 1. For musical events held in public places and/or open-air places where it is not feasible to delimit the used area, and where it is not possible to apply pricing based on a physical parameter, the price shall be determined based on a percentage of the musical cost, consisting of expenses related to artists and musicians, audio, video, lighting, and stage.

§ 2. When the musical show is held indoors or when there is feasibility of limitation of area, the price of the license will be fixed in UDAs and assessed according to the physical parameter. However, when the license price fixed according to the physical parameter is lower than the price calculated based on percentage on the musical cost, this shall prevail.

§ 3. For the application of the musical cost, in addition to the fee contract with artists and musicians, the user shall submit the contracts entered into with the companies supplying the other costs of the event, or the respective bills of sale of payment of the services, according to paragraph one of this article. For events promoted by Local Governments and Municipalities, upon the lack of the documents above, it may be considered as evidence of the musical cost the publications in the Official Gazette or in an allocation bill (known as “nota de empenho”).

Art. 13. For eventual cinematographic exhibitions held in open-air or public places where there is no sale of tickets, the license fee shall be determined based on a percentage of the event cost, consisting of expenses related to audio, video, lighting, and projection.

§ 1. For application of the cost, the user shall submit the contracts entered into with the companies supplying the expenses mentioned in the main clause of this article, or the respective bills of sale of payment of the services. For events promoted by Local Governments and Municipalities, in the lack of the document above, it may be considered as evidence of the cost the publications in the Official Gazette or in an allocation bill (known as “nota de empenho”).

Art. 14. The license price in the events will be fixed based on the quantity of tickets effectively sold, excluding the courtesy tickets, if any.

§ 1. For effect of calculation of the license price, the courtesy tickets are limited to ten percent (10%) of the total of the sold tickets.

§ 2. It is considered as courtesy tickets those tickets assigned with no cost, or which value is much lower, or non-proportional, than the other tickets sold.

§ 3. If the quantity of courtesy tickets exceeds the limit of ten percent (10%) provided for in paragraph one of this article, the value of the exceeding tickets will be calculated based on the average of the tickets effectively sold.

§ 4. For effect of the calculation of the event’s revenue, it will be considered the values of the tickets effectively sold at a normal price and those sold at differentiated prices, such as: several sectors, discounts to students/elderly people/associated people, flyers, tickets lots, among others.

§ 5. It is excluded from the calculation of the revenue all credentials allowing the access to the place of the event, such as: service credentials, firemen, policemen, or other entities of safety control, as well as the permanent or perpetual seats.

Art. 15. In cases where the pricing of the public performance is not based on the user’s gross revenue, the license price shall be calculated based on UDAs.

Art. 16. The pricing of the license of public performance based on the quantity of UDAs will consider the following criteria:

I - Physical parameter - It will be assessed according to the area with sound, calculated based on the footage of the space or on the number of people the environment accommodates.

II - Average rate of use - For users of the segment of hotels, inns, motels, and the like, the price related to the quantity of UDAs will be calculated according to the quantity of rooms and monthly occupancy rate, to be declared through a reputable document on letterhead signed by the accountant/ administrator of the company. In the case that the establishment does not submit the declarations, it will be considered

the occupancy rates and effective uses informed in a poll made by IBOPE to make the calculation of the due payment.

III - Quantity of vehicles, vessels, compositions, or flights - In the cases where there is the public performance through loudspeaker service, or by companies of air, sea, and road transportation, the value related to the quantity of UDAs will be calculated according to the number of vehicles, vessels, compositions, or flights, according to the criteria set forth in Ecad's rate schedule.

The cases provided for in items 9.2. Collective transportation and 10. "Trios eléctricos" and "micaretas" are excluded from the eventual rate schedule, part of this Regulation.

IV - Group of appliances - In relation to the public performance of incidental background music in the waiting calls, the value related to the quantity of UDAs will be calculated according to the quantity of appliances used by the user making such service available.

V - Other - Not being possible to use a criterion to define the value related to the quantity of UDAs, the General Meeting of the associations integrating the collective management will fix the value of the license, observing the criteria of isonomy and proportionality set forth by this Regulation, as provided for in articles 7 and 8 of Decree 9,574/18.

Art.17. The price of the license granted by Ecad is calculated considering all forms of public access to the event. If there is access with and without gross revenue for the same event, the price of the copyright will correspond to the sum of the calculations, whose charging parameters are described in articles 11, 12 and 16 of these Regulation.

Chapter IV

Proportionality in the charge

Art. 18. According to article 98, paragraph 4, of Law 9,610/98, the calculation of the license price will observe the following proportionality criteria, which will be applied according to the particularities of each user:

- I - The importance of the use of musical works and sound recordings for the business held by the user;
- II - The level of use of music by the user, classified in high, medium, and low, according to article 20 of this Regulation;
- III - The social-economic category and the population level of the region where the public performance of the musical works and sound recordings took place;
- IV - If the public performance carried out by the user exclusively occurs “live”;
- V - If the user, in musical shows, publicly performs musical works in public domain; not licensed upon individual management of rights; or under any license regime other than the collective management;
- VI - If the user meets the conditions provided for the application of the discount for shows and drama performances;
- VII - If the user meets the conditions established for the application of the discount for events featuring cinematographic exhibition;
- VIII - If the event is of religious nature and is produced by a religious entity;
- IX - If the event has charitable character;
- X - If the value of the ticket includes the buffet and/or open bar services during the whole event;
- XI - If the promoter grants to Ecad online access to the box office slip via “ticketeira”;
- XII - If the user takes part in agreements entered into with Ecad;
- XIII - If the user is a government and/or educational TV station with a predominance of informative content;
- XIV - If the user is a government and/or an educational TV station with entertainment content;
- XV - If the user is a chain of government and/or educational TV station;
- XVI - If the user is a Home shopping / sales programming TV stations with UHF broadcast;
- XVII - The Hertzian frequency and power of the radio stations;

XVIII - If the user is a community radio station;

XIX - If the user is an educational radio station supported or subsidized by governmental entities;

XX - If the user is a journalistic radio station;

XXI - If the user provides the Radio Retransmission Service (RTR) in the “Legal Amazon” region;

XXII - If the user is a radio chain that provides the Radio Retransmission Service (RTR) in the “Legal Amazon” region;

XXIII - If the user is a chain of establishment as provided for in items 8.3.1. Chain of pubs, restaurants, snack bars, and the like; 8.7.1. Chain of medical offices, clinics, and laboratories, and 8.9.1 Chain of stores, offices, minimarkets, and supermarkets.

Sole § - The specific criteria of each segment are described next to the rate schedule available in Chapter VII of this Regulation.

Art. 19. The criteria, as well as the variations of indexes and percentages, set forth in the rate schedule to each segment reflect the level of importance of the musical works and sound recordings for the business held by the user.

Art. 20. The users will also be classified according to the use level of the music, assessed as follows:

Musical level degree

Low	up to 25% of the total period of its operation.
Medium	over 25% and up to 75% of the total period of its operation.
High	over 75% of the total period of its operation.

§ 1. The criterion of level of use of the music provided for in the main clause of this article will not be applied whenever the public performance is inherent or essential to the segment.

§ 2. The criterion of level of use of music provided for in the main clause of this article will not be applied to events where it is not possible to assess the daily period of operation of the user.

§ 3. If the user does not inform the level of musical usage, the medium level will be adopted, observing the rules written in this article.

Art. 21. The fixation of the license price will also consider the region of the national territory where the user is located. Thus, when the charge is based on the number of UDAs, the base value specified by the rate schedule may be reduced from 15% (fifteen percent) to 60% (sixty percent), according to the social-economic category of the state and the populational index of the city, which takes into account the IBGE census adopted by Ecad, according to the chart below:

Social-economic category of the state	Populational index of the city		
	1	2	3
A	X	15%	30%

B	15%	30%	45%
C	30%	45%	60%

§ 1. Such reduction does not apply to commercial, government, educational, and journalistic broadcasting stations, as well as to the classification of charge for digital services.

§ 2. For effect of application of the discount chart, the social-economic categories and the populational levels are so subdivided:

States		
Region A	Region B	Region C
Bahia Distrito Federal Minas Gerais Paraná Pernambuco Rio de Janeiro Santa Catarina São Paulo Rio Grande do Sul	Alagoas Amazonas Ceará Espírito Santo Goiás Pará Paraíba Rio Grande do Norte	Acre Amapá Maranhão Mato Grosso Mato Grosso do Sul Piauí Rondônia Roraima Sergipe Tocantins

Populational levels	Number of inhabitants
3	Up to 150,000
2	From 150,001 to 300,000
1	Over 300,000

§ 3. In the case of the administrative regions of Distrito Federal, following the same premise of the Brazilian cities, they will have standardized discounts according to the population level and social-economic category officially disclosed, having as reference the main clause showed in this article.

§ 4. For the purpose of setting out the price for broadcasting, with the exception of community radio stations (limit of 0.25 KW), where the transmitter address is in the Federal District, the population level must be that of Brasília.

Art. 22. This Regulation protects copyright and related rights, therefore, if the user publicly performs musical works in a “live” manner only, the reduction of one third (1/3) will be applied to the license price associated with “mechanical” musical performance/related rights. Such reduction is due to the fact that there is no charge of neighboring rights in exclusively “live” musical performances.

Art. 23. The fixation of the license price in the event of musical shows shall bear a reduction proportional to the quantity of musical works publicly performed that are in public domain; licensed upon individual management of rights; or under a license regime other than the collective management, pursuant to article 8, item III, of Decree no. 9,574/18.

§ 1. Upon the indivisible character of the musical work, the proportional reduction provided for in the main clause of this article refers to the work as a whole, fractioning not allowed.

§ 2. The event provided for in the main clause of this article is subjected to the submission of supporting paperwork and of the musical repertoire containing all the works that will be performed, with minimum advance of forty-eight (48) business hours of the occurrence of the event.

§ 3. For the calculation of proportional reduction provided for in this article, in cases of single events or held in several places that have opening and/or closing shows and main show, it shall be considered the same criteria provided for distribution of the collected values, according to article 23, paragraph 5 of the Distribution Regulation:

Type of show	Only one stage
Single show	100%
Opening and/or closing show	20%
Main show	80%

Type of show	Several stages			Total
	Main	Secondary	Other	
Opening and/or closing show	8%	1.5%	0.5%	10%
Main show	72%	13.5%	4.5%	90%
Single show	80%	15%	5%	100%

If there are only two stages, the considered proportion will be of 80% to the main stage and 20% to the secondary stage.

Art. 24. In the case of musical and theatrical performances or dance, a 50% (fifty percent) discount will be granted on the license price in accordance with the criteria described in the paragraphs that make up this article:

§ 1. The discount will be granted on licensing that considers the percentages on gross revenue or musical cost, to be applied from 10% to 5% (live music) and from 15% to 7.5% (mechanical music).

§ 2. The value of the copyright fee for drama, ballet and dance performances, calculated in proportion to the participation of the performance or set of musical performances in the duration of the performance, will have a minimum percentage of 1% (one percent) and a maximum of 5% (five percent) of the gross revenue of the performance.

§ 3. The following users will be entitled to the reduction described in the previous paragraph if they:

I. Have no outstanding copyright debts with Ecad.

II. Provide Ecad with the list of the musical repertoire and other necessary paperwork requested, such as: permit from the City Hall and/or Fire Department, event plan, event synopsis or other supporting documents that enable understanding and confirmation of the event features.

III. Have no pending paperwork from events held prior to the one being licensed.

IV. Allow Ecad representatives free access to the event premises to assess the audience, features, collection of musical repertoire and possible recordings, intended to identify the songs performed.

§ 4. The discount may be applied provided that the final price of the license is not less than 1 UDA per event.

§ 5. The discount provided for in the caput of this article may not be accumulated with other reductions provided for in agreements.

Art. 25. The concessions provided for in article 24 will not be applied to music festivals and similar events when the price set out for the license is equal to or greater than 30,000 (thirty thousand) UDAs per event.

Art. 26. For events featuring cinematographic exhibition of audiovisual works, licenses shall be calculated at 2.5% of the gross revenue or musical cost, provided that the users:

I. Have no copyright debts with Ecad.

II. Provide detailed information on the audiovisual works to be exhibited in the format prescribed by Ecad, accompanied by any other requisite documentation.

III. Have no pending documentation related to events previously held prior to the one for which the license is being sought.

IV. Allow free access to Ecad's representatives within the event premises.

Art. 27. In case of public performance in an event of religious nature, produced by a religious entity, the prices fixed for the granting of the license shall bear a reduction of fifteen percent (15%), provided that the producer sends to Ecad the requirement form and the list of the musical repertoire of the works that will be performed, until the licensing date.

Art. 28. In case of public performance in an event evidently charitable, the prices fixed for the granting of the license shall bear a reduction of thirty percent (30%), provided that the producer of the event sends to Ecad the requirement form and the list of the musical repertoire of the works that will be performed, until the licensing date.

Sole §. For application of the reduction, the purpose of the event shall exclusively be the philanthropic agenda, as well as an evidence that the institution will benefit from the whole revenue generated by the event.

Art. 29. In the case of events, where the buffet or open bar services are included in the value of the ticket sold, during the whole period of the event, in order to assess the gross revenue of the box office, a reduction of fifteen percent (15%) on the value of the ticket shall be allowed to assess the gross revenue of box office.

Sole §. For application of the discount, such information shall be clearly published in the disclosure of the event, as well as in the points of sale of the tickets.

Art. 30. In the case of events in which the relevant promoter grants to Ecad online access to the box office slip via "ticketeira", with real-time access to ticket sales details until closing, a 20% (twenty percent) reduction on the license price will be allowed, provided that the user signs the Term of Responsibility for payment of the license after the event, before the event takes place, and complies with the conditions set forth in the signed document.

Art. 31. Discounts for religious events, buffet and/or open bar and online access to the ticket office via "ticketeira", as described in articles 27, 29 and 30, will not be combined for the same license.

Art. 32. The user member of any entity keeping agreement with Ecad will be entitled to the benefit agreed in the agreement, provided that the user is in compliance with all the requirements set forth therein.

Art. 33. Government and/or educational TV stations with entertainment content and government and/or educational TV with a predominance of informative content are considered to be a chain if the users have a minimum of 36 stations and their respective discounts are applied according to the following table:

Amount of TV station	Discount of
From 2 to 35	15%
From 36 to 74	25%
From 75 to 125	40%
From 126	50%

Art. 34. RTR chains in the “Legal Amazon” region are those that have a minimum number of 20 retransmitters with unified payment. The percentage of 20% (twenty percent) is applied to the Radio Price List, present in Annex II.

Art. 35. It is considered as a chain, the users that count on at least ten (10) establishments or areas with background music equal to or over four thousand (4,000) square meters, as provided for in the rate schedule at items 8.3.1 Chain of pubs, restaurants, snack bars, and the like; 8.7.1 Chain of medical offices, clinics, and laboratories, and 8.9.1. Chain of stores, offices, minimarkets, and supermarkets.

Chapter V

Grant of the license for public performance

Art. 36. The licensing shall always be prior to the public musical use, as provided for in articles 28 and 29 of Law 9,610/98 and is subjected to the payment of the value assessed upon collection criteria and parameters provided for in this Regulation.

Sole §. Ecad's representatives are not authorized, in any event, to receive any type of value in kind.

Art. 37. Ecad may, before the use of the musical works and sound recordings, fix the license price based on the estimate revenue or on criteria that use UDAs, contained in reports of the Military Police or Fire Station, licenses and permits, as well as to gather information through publications in several media, including disclosures on the Internet, sites of sale of tickets, sites of regulatory bodies, social networks, pages dedicated to cultural agendas, or other supporting sources relevant to the licenses.

Sole §. If the user incorrectly provides the data required for the calculation of the license price, or does not submit it, Ecad may estimate and fix the price based on the information assessed by its representatives and/or by the means described in the main clause of this article.

Art. 38. As provided in article 29 of Law No. 9,610/98, the license must be prior to the public performance of the music, being Ecad responsible for setting out the price and the form of granting the license:

§ 1. The pricing may not consider an estimate lower than eighty-five percent (85%) of the capacity of the place or of the number of tickets made available or, yet, on any form of access, stay, or participation of the public in the event, within the limits set forth by the control and safety bodies.

§ 2. In case of events with the perspective of full capacity or with quantity of tickets sold already disclosed, the condition set forth in paragraph one of this article shall not apply.

§ 3. The reduction provided for in the first paragraph of this article may not be cumulative with discounts for religious events, charity events, buffets and/or open bars and ticket offices, described in articles 27, 28, 29 and 30.

§ 4. For events in which the gross revenue charging criterion is applied, and where prior licensing is not required, the minimum guarantee license provided for in article 39 may be adopted.

Art. 39. When there is no possibility of prior licensing in its entirety, as determined in article 38, Ecad may, prior to the event, grant the license subject to the payment of a minimum guarantee calculated based on a percentage of gross revenue.

§ 1. The value of the minimum guarantee may never be less than 30% (thirty percent) of the value of the copyright calculated based on the estimated total revenue of the event.

§ 2. In case of events with the perspective of full capacity or with quantity of sold tickets already disclosed, the percentage described in the previous paragraph shall be increased, at Ecad's discretion.

§ 3. In addition to the payment of the minimum guarantee, the user shall sign a Responsibility Form, being bound to pay, after the event, the supplementary value, which will be immediately assessed after the performance of the event.

§ 4. After the payment and performance of the event, Ecad may estimate the supplementary value whenever divergency is confirmed between the box office bill presented by the user and the information assessed, as provided for in article 37 of this Regulation.

Art. 40. The users that publicly perform music without obtaining the license will be subject to the sanctions provided for by articles 105 and 109 of Law 9,610/98 and by article 184 of the Criminal Code.

§ 1. The grant of license may be conditioned to the payment of the values related to the period of use without the due prior licensing.

§ 2. Ecad may also, as a way of record of the unauthorized use, use sources or resources to evidence the unauthorized public performance of musical works and sound recordings.

Art. 41. The users that fails to make the payment will be subject to:

I - Monetary adjustment, based on the nominal variation of TR (Reference Rate), counted from the due date;

II - Fine of ten percent (10%) over the due value;

III - Interests of one percent (1%) per month, levied on the total value of the debt.

Art. 42. The user will deliver to Ecad the complete list of the works and sound recordings performed, previously or immediately after the act of communication to the public, with no prejudice to the sampling records for exclusive purposes of distribution, as provided for in article 68, paragraph 6, of Law 9,610/98.

Art. 43. According to paragraph 7 of article 68 of Law 9,610/98, the cinematographic exhibitors, the radio and broadcast TV stations, operators of pay TV and digital services shall, until the tenth business day of each month, unless the terms set forth in agreement, submit:

I - In the case of cinematographic exhibitors, the complete list of the movies exhibited in the previous month, with the gross revenue received or, upon its absence, the quantity of viewers of each movie. In the header of the list there shall be the name of each exhibition room, its corporate name, enrollment with CNPJ, address, and the exhibition period;

II - In the case of radio stations, an electronic file standardized by Ecad containing the complete list of the musical works and sound recordings effectively performed in the previous month, individualizing and identifying interpreters/performers, type of performance - live or mechanical (upon the reproduction of sound recordings), the date, and, if possible, the authors, record producers/label, and the time of each performance. In the header of the list there shall be the corporate name, trade name of the station, enrollment with CNPJ, its frequency, dial, city, and state;

III - In the case of broadcast TV stations, electronic file standardized by Ecad containing the complete list of musical works and sound recordings effectively used in the previous month, individualizing and identifying its authors, interpreters/performers, and record producers/label, the order of performance, the duration time, and the classification of each musical work entered in the audiovisual work. It shall also be informed if the performances occurred live or upon the performance of sound recordings, and observing

the classification criteria defined by Ecad, in addition to the list of all movies, documentaries, cartoons, soap operas, miniseries, series, and other audiovisual productions effectively exhibited in the same period, containing the chapter or episode and season, the number of exhibitions, the year of production or exhibition and the director. The issuance of the programming of the networks and their branches and affiliates shall be set forth in contract;

IV - In the case of pay TV operators, in relation to their schedule, electronic file per channel transmitted containing the complete list of musical works and sound recordings effectively used in the previous month, individualizing and identifying their authors, interpreters/performers, and record producers/label, the order of performance, the duration time, and the classification of each musical work entered in the audiovisual work. It shall also be informed if the performances occurred live or upon the performance of sound recordings, and observing the classification criteria defined by Ecad, in addition to the list of all movies, documentaries, cartoons, soap operas, miniseries, series, and other audiovisual productions effectively exhibited in the same period, containing the chapter or episode and season, the number of exhibitions, the year of production or exhibition, and the director;

V - In the case of digital services, except for audiovisual streaming and music streaming, electronic file standardized by Ecad containing the complete list of the musical works and sound recordings performed on a monthly basis, individualizing and identifying interpreters/performers, and, if possible, the authors and record producers/label. In the header of the list there shall be the name of the individual or trade name, enrollment with CNPJ or CPF, web address, state and period (month) of the musical schedule;

VI - In the case of digital services - audiovisual streaming, electronic file standardized by Ecad, containing the list of all movies, documentaries, cartoons, soap operas, miniseries, series, and other audiovisual productions effectively exhibited in the term, containing the chapter or episode and season, the number of exhibitions, the year of production or exhibition, the director and, if possible, the name of the commercialization plan (tier);

VII - In the case of digital services - music streaming, electronic file standardized by Ecad, containing the list of all songs performed in the term, identifying the title, interpreter/performer, quantity of performances, and, if possible, ISRC, authorial reference, record producer/label, and the name of the commercialization plan (tier).

Art. 44. The user that provides false, incomplete information, or does not deliver to Ecad, within the terms set forth in this Regulation, the complete list of the musical works and sound recordings used, will be subject to the sanctions provided for in article 109-A of Law 9,610/98, amended by Law 12,853/13, as well as it may also be bound to supplement the payment of the copyright calculated based on the information provided, with no prejudice to eventual losses and damages to be assessed.

Chapter VI

Final provisions

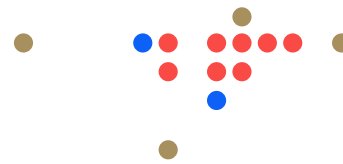
Art. 45. This Regulation and the attached rate schedule, which form an integral parts thereof, have been duly consolidated with the relevant amendments and approved by the General Assembly of the collective management associations, meeting No. 606, held on May 20, 2026, and effective as of May 20, 2026.

This document in English version is intended for educational and integrative purposes. The Portuguese version issued by Ecad through its official communication channels shall prevail and control the interpretation of its application in any circumstances.

Chapter VII

Rate Schedule with the licenses for musical uses

Permanent Licenses



Movie Theater

25

Radio

25

1. AM and FM commercial radio stations

25

2. Community radio stations

25

3. Educational radio stations supported and subsidized by governmental entities

25

4. Journalistic radio stations

26

5. Radio Retransmission Service (RTR) in the “Legal Amazon” Region

26

Digital Services

26

1. Background Music

26

2. Podcasting

26

3. Simulcasting

27

3.1. Commercial, community, educational, or journalistic radio station

27

3.2. Commercial TV

27

3.3. Government and/or educational TV station with entertainment content

27

3.4. Government and/or educational TV station with a predominance of informative content

27

3.5. Live shows

27

4. Webcasting

27

4.1. General Content

27

4.2. Music on demand

27

4.3. Audiovisual works on demand

27

4.4. Musical works exclusively for background music

27

4.5. Social media or social networks

28

4.6. Games/Online Gaming Platforms

28

5. Transmission of musical events through Internet

28

TV

28

1. Broadcast TV

28

1.1. Commercial TV stations

28

1.2. Government and/or educational TV station with entertainment content

29

1.3. Government and/or educational TV station with a predominance of informative content

29

1.4. Home shopping / sales programming TV stations

30


2. Pay TV

30

General Users	30
1. Buffets and party houses	30
2. Pubs, restaurants, snack bars, and the like	30
3. Nightclubs	31
4. Circus	31
5. Social clubs	31
6. Phone call waiting	31
7. Loudspeaker services	31
8. Background music in:	32
8.1. Fitness clubs and dance schools	32
8.2. Bowling and skating rink	32
8.3. Pubs, restaurants, snack bars, and the like	32
8.3.1. Chain of pubs, restaurants, snack bars, and the like	32
8.4. Nightclub	32
8.5. Condominiums, hypermarkets, shopping malls, terminals, department stores, and hospitals	33
8.6. Social clubs	33
8.7. Medical offices, clinics, and laboratories	33
8.7.1. Chain of medical offices, clinics, and laboratories	33
8.8. Hotels, inns, motels, and the like	34
8.9. Stores, offices, minimarkets, and supermarkets	34
8.9.1 Chain of stores, offices, minimarkets, and supermarkets	34
8.10. Theme parks	34
8.11. Buildings, squares, and public parks	34
8.12. Phone message service	35
8.13. Transportations	35
8.13.1. Air	35
8.13.2. Rail and cable car	35
8.13.3. Sea, lake, and river	35
8.13.4. Subway	35
8.13.5. Road	36
8.13.6. “Saveiros”, sailboats, and the like	36
8.14. Other types of users	36

Eventual Licenses

Shows and Events	37
1. Graduation	37
2. Musical concerts, shows, balls, or dancing parties	37
2.1. Musical concerts, shows, balls, or dancing parties on ships and cruises	37
3. Drama, ballet, or dance shows	38
4. Events with cinematographic exhibition	38
5. Carnival, June, and end-of-year special events	38



5.1. Background music in June events, such as “arraiás” and “quermesses” with no show	38
5.2. Musical shows, shows, balls, and dancing parties	39
6. Sports events where music is used:	39
6.1. As background music	39
6.2. As public performance with performances of artistic groups	39
6.3. As part of the competition or presentation	39
7. Social events	39
8. Loudspeaker services	40
9. Background music in:	40
9.1. Theme parks	40
9.2. Collective transportation	40
9.3. Other users	40
10. Trios elétricos and micaretas	41
10.1. “Trio elétrico” with mechanical music	41
10.2. “Trio elétrico” with live music	41

Annexes 42

I. Table of social-economic category of radio and government TV with entertainment content	42
II. Rate schedules for AM radio stations in force	43
Rate schedules for FM radio stations in force	48

Permanent Licenses



Movie Theater

Public performance in audiovisual works in movie theaters and projection rooms

Type of musical use

With gross revenue – per month

With no gross revenue – per month

Mechanical music

2.50% on the gross revenue

0.060 UDA per m²

This charge may also be considered when the exhibition of audiovisual works is performed by any means or process.

Radio

Musical transmission or retransmission by broadcasting through Hertzian waves.

1. AM and FM commercial radio stations

The radio stations will monthly pay for the copyright of transmission and/or retransmission of musical works and sound recordings the value in the Radio rate schedule, present in annex II, which considers the daily power of the transmitters, the social-economic region, the Hertzian frequency (AM or FM), and the population level of the city of concession or installation of the transmitter, published by Anatel, prevailing the index of the city of higher population, according to IBGE census used by Ecad.

The stations that have concession and/or transmitter to the state countryside, but which musical programming reaches the capital thereof, shall pay the value relative to its concession city added of thirty percent (30%) of the copyright fee that a radio with the same power in the capital would pay, if it is a FM radio station; or added of twenty percent (20%) of the price of the capital if it is an AM radio station.

2. Community radio stations

It is considered community radio stations those only explored by community associations and foundations, non-profitable, in frequency modulation (FM), of low power (25 Watts), restricted coverage, and with programming strictly towards the population of a neighborhood and/or village, according to articles 1 and 7 of Law 9,612/98. It applies to the community radio stations the lowest value provided in the rate schedule for FM commercial radio station present in Annex II.

3. Educational radio stations supported and subsidized by governmental entities

It is considered an educational radio station where there is the transmission of educational-cultural shows that, in addition to act together with the educational systems of any level or modality, aims at the elementary and university education, the permanent education, and formation to work, in addition to comprehend the activities of educational, cultural, pedagogical, and professional orientation disclosure, according to the Ministry of Science, Technology, and Innovations - MCTI.

The pricing of the license to educational radio stations and supported or subsidized by governmental entities will be assessed based on the table of social-economic category and rate schedule for commercial radio stations, present in annexes I and II, applying a reduction of fifty percent (50%).

4. Journalistic radio stations and/or news

Radio stations whose programming is essentially focused on producing and disseminating news, factual data and other information of interest to society are considered journalistic and/or news stations. In this type of station, music may only be played incidentally, as an adornment to its newscasts.

The user must present suitable document(s) attesting to these characteristics. In the absence of such document(s), the station will be registered according to information disclosed by Anatel.

The percentage of 10% of the Radio Rate Schedule, present in Annex II, applies to journalistic and/or news radio stations.

5. Radio Retransmission Service (RTR) in the “Legal Amazon” Region

RTR in the “Legal Amazon” region is considered to be those that simultaneously retransmit FM radio broadcasting station signals from the capital to municipalities in the same state in the “Legal Amazon” region, which, according to article 2 of Decree No. 9,942/2019, includes the states of Acre, Amapá, Amazonas, Mato Grosso, Pará, Rondônia, Roraima, Tocantins and Maranhão in its west portion of the 44th meridian.

The percentage of 30% (thirty percent) of the Radio Rate Schedule, present in Annex II, applies to these retransmitters.

The rules for chains users are described in article 35 of this Regulation.

Digital Services

Musical transmission and/or retransmission, with or without image, through internet or similar media, such as intranet and extranet.

The general meeting, formed by the associations that integrate the collective management, according to the interest of the rights holders represented thereby, may authorize contracts, fixing pricing criteria and parameters, respecting the principles present in the Collection Regulation.

1. Background Music

Commercial	7 UDAs per month
Institutional/Promotional	3 UDAs per month

2. Podcasting

	Commercial – per month	Institutional/Promotional – per month
When the main content is music	3.60% of the gross revenue, with a minimum of 40 UDAs	12 UDAs
When the content is general entertainment	2.40% of the gross revenue, with a minimum of 25 UDAs	5 UDAs
When the content of music is small	1.20% of the gross revenue, with a minimum of 10 UDAs	3 UDAs

3. Simulcasting

Stations that operate in broadcasting – per month

3.1. Commercial, community, educational, or journalistic radio station	10% on the value of the monthly payment in the broadcasting modality
3.2. Commercial TV	10% on the value of the monthly payment in the broadcasting modality
3.3 Government and/or educational TV station with entertainment content	10% on the value of the monthly payment in broadcasting modality
3.4. Government and/or educational TV station with a predominance of informative content	10% on the value of the monthly payment in the broadcasting modality
To Government and/or educational radio or TV stations, when it is made available the simulcasting of more than one stations in the same platform/site, with the identical programming, and using the same transmission address, the percentage of 10% will be applied on the monthly payment of the station of highest value according to the rate schedule.	
3.5. Live shows	10% on the value of the copyright due by the physical event

4. Webcasting

4.1. General Content

	Commercial – per month	Institutional/Promotional – per month
When the main content is music	7.50% of the gross revenue, with a minimum of 50 UDAs	15 UDAs
When the content is general entertainment	3% of the gross revenue, with a minimum of 35 UDAs	7 UDAs
When the content of music is small	1.50% of the gross revenue, with a minimum of 20 UDAs	5 UDAs

4.2. Music on demand

	Commercial
Musical Content	7.50% of the gross revenue per month

4.3. Audiovisual works on demand and/or linear programming

	Commercial
Audiovisual Content	2.55% of the gross revenue

Any audiovisual content made available over the internet, whether on demand or on a continuous basis through Free Ad-Supported Television (FAST) channels, digitally distributed paid channels, interactive or non-interactive digital TV, or other equivalent models.

4.4. Musical works exclusively for background music in venues

Commercial

Musical Content	4.50% of the gross revenue, with a minimum of 35 UDAs per month
------------------------	---

4.5. Social Media or Social Networks

When the main content is music	7.50% of the gross revenue per month
When the content is general entertainment	4.50% of the gross revenue per month
When the content of music is small	1.50% of the gross revenue per month
Platforms that enable the communication between users and that allow the creation and/or sharing of contents.	

4.6. Games/Online Gaming Platforms

Commercial

Musical Content	2.55% of the gross revenue per month
------------------------	--------------------------------------

5. Transmission of musical events through Internet

Period	Commercial – per month	Institutional/Promotional – per month
Live shows (lives)	5% of the gross revenue	15 UDAs

TV

1. Broadcast TV

Musical transmission and/or retransmission, with or without image, through the broadcasting by Hertzian waves, and via satellite system.

The General Meeting, composed by the associations that integrate the collective management, according to the interests of the rights holders represented thereby, may authorize contracts, fixing pricing criteria and parameters, respecting the principles present in this Regulation.

1.1. Commercial TV stations

The TV stations will monthly pay for the copyright of transmission and/or retransmission of musical works and sound recordings the value corresponding to two-point five percent (2.50%) of the respective gross revenue, duly proven by reputable document.

The percentage of 2.50% on the gross revenue of the station cannot be lower than the values present in the Government and/or educational TV station with entertainment content. It will be considered as minimum value for the monthly payment of the month in concern the said table.

Quantity of inhabitants of the region per station	Price per month
Up to 100 thousand	5.962 UDAs
Up to 200 thousand	6.990 UDAs
Up to 300 thousand	8.017 UDAs
Up to 400 thousand	10.793 UDAs
Up to 500 thousand	20.005 UDAs
Up to 750 thousand	25.185 UDAs
Up to 1 million	28.269 UDAs
Up to 1 million, 250 thousand	35.465 UDAs
Up to 1 million, 500 thousand	40.605 UDAs
Up to 1 million, 750 thousand	45.745 UDAs
Up to 2 million	54.996 UDAs
Over 2 million	121.814 UDAs

1.2. Government and/or educational TV station with entertainment content

Quantity of inhabitants of the region per station	Price a month
Up to 100 thousand	5.962 UDAs
Up to 200 thousand	6.990 UDAs
Up to 300 thousand	8.017 UDAs
Up to 400 thousand	10.793 UDAs
Up to 500 thousand	20.005 UDAs
Up to 750 thousand	25.185 UDAs
Up to 1 million	28.269 UDAs
Up to 1 million, 250 thousand	35.465 UDAs
Up to 1 million, 500 thousand	40.605 UDAs
Up to 1 million, 750 thousand	45.745 UDAs
Up to 2 million	54.996 UDAs
Over 2 million	121.814 UDAs

The rules for chain are described in article 35 of this Regulation.

1.3. Government and/or educational TV station with a predominance of informative content

Quantity of inhabitants of the region per station	Price a month
Up to 100 thousand	2.981 UDAs
Up to 200 thousand	3.495 UDAs
Up to 300 thousand	4.009 UDAs
Up to 400 thousand	5.397 UDAs
Up to 500 thousand	10.003 UDAs
Up to 750 thousand	12.593 UDAs
Up to 1 million	14.135 UDAs
Up to 1 million, 250 thousand	17.733 UDAs
Up to 1 million, 500 thousand	20.303 UDAs
Up to 1 million, 750 thousand	22.873 UDAs
Up to 2 million	27.498 UDAs

The rules for chain are described in article 35 of this Regulation.

1.4. Home shopping / sales programming TV stations

TV stations with sales/demonstration content are considered to be those featuring long-duration television programming that combines information and entertainment with the purpose of directly marketing and commercializing products or services, including structured presentations, live demonstrations, detailed explanations of features, prices and purchase conditions, as well as calls for immediate purchase.

The TV stations with sales/demonstration content shall be subject to a license fee of 35 (thirty-five) UDAs per month.

2. Pay TV

Musical transmission and/or retransmission, with or without image, by operator of subscription TV, through any means or process, including through telephone network, satellite system, cable, or other analogous media.

The TV operators will monthly pay for the copyright of transmission and/or retransmission of musical works and sound recordings the value corresponding to two-point fifty-five percent (2.55%) of the respective gross revenue, duly proven by reputable document.

The General Meeting, composed by associations that integrate the collective management, according to the interests of the holders represented thereby, may authorize contracts, fixing pricing criteria and parameters, respecting the principles present in this Regulation.

General Users

1. Buffets and party houses

Type of musical usage	With gross revenue – per month	With no gross revenue – per month
Mechanical music	7.50% on the gross revenue	0.070 UDA per m ²
Live music	5% on the gross revenue	0.046 UDA per m ²

For calculation of the due copyright fee, the gross revenue will preferably be considered. The percentage will be levied on thirty percent (30%) of the value charged per person. The value will result of the multiplication of the number of people by the percentage found on the 30% of the value charged per person. The monthly payment will be the average of the sum of all values obtained. The monthly payment will be periodically revised

2. Pubs, restaurants, snack bars, and the like

Type of musical usage	Degree of musical usage – per month		
	Low	Medium	High
Mechanical music	6.75% 0.293	7.50% 0.325	8.25% 0.358
Live music	4.50% 0.196	5% 0.217	5.50% 0.239

% on the gross revenue UDA per m² (with no gross revenue)

3. Nightclubs

Type of musical usage	With gross revenue – per month	With no gross revenue – per month
Mechanical music	7.50% on the gross revenue	0.815 UDA per m ²
Live music	5% on the gross revenue	0.544 UDA per m ²

4. Circus

Type of musical usage	Degree of musical usage – per month		
	Low	Medium	High
Mechanical music	2.25% 0.243	2.50% 0.270	2.75% 0.297

% on the gross revenue UDA per m² (with no gross revenue)

5. Social clubs

Type of musical usage	Degree of musical usage – per month		
	Low	Medium	High
Mechanical music	3.51% 0.293	3.90% 0.325	4.29% 0.358
Live music	2.34% 0.195	2.60% 0.216	2.86% 0.238

% on the gross revenue UDA per m² (with no gross revenue)

6. Phone call waiting

Type of musical usage	Degree of musical usage – per month		
	Low	Medium	High
Mechanical music	2.30% 0.024	2.55% 0.027	2.81% 0.030

% on the gross revenue UDA per m² (with no gross revenue)

7. Loudspeaker services

Type of service	Degree of musical usage – per month
-----------------	-------------------------------------

	Low	Medium	High
Itinerant	6.75% 7.340	7.50% 8.150	8.25% 8.970
Fixed	6.75% 3.670	7.50% 4.080	8.25% 4.490

% on the gross revenue

UDA per vehicle (with no gross revenue)

8. Background music in:

8.1. Fitness clubs and dance schools

Type of musical usage	Degree of musical usage – per month		
	Low	Medium	High
Mechanical music	0.090 UDA per m ²	0.100 UDA per m ²	0.110 UDA per m ²

8.2. Bowling and skating rink

Type of musical usage	Degree of musical usage – per month		
	Low	Medium	High
Mechanical music	3.38% 0.365	3.75% 0.405	4.13% 0.446

% on the gross revenue

UDA per m² (with no gross revenue)

8.3. Pubs, restaurants, snack bars, and the like

Type of musical usage	Degree of musical usage – per month		
	Low	Medium	High
Mechanical music	3.38% 0.063	7.75% 0.070	4.13% 0.077
Live music	2.25% 0.045	2.50% 0.050	2.75% 0.055

% on the gross revenue

UDA per m² (with no gross revenue)

8.3.1. Chain of pubs, restaurants, snack bars, and the like

Type of musical usage	Degree of musical usage – per month		
	Low	Medium	High
Mechanical music	0.015 UDA per m ²	0.017 UDA per m ²	0.019 UDA per m ²

The rules for chain users are described in article 35 of this Regulation.

8.4. Nightclubs

Type of musical usage	With gross revenue – per month	With no gross revenue – per month
------------------------------	---------------------------------------	--

Mechanical music	3.75% on the gross revenue	0.405 UDA per m ²
Live music	2.50% on the gross revenue	0.270 UDA per m ²

8.5. Condominiums, hypermarkets, shopping malls, terminals, department stores, and hospitals

Type of musical usage	Degree of musical usage – per month		
	Low	Medium	High
Mechanical music	0.010 UDA per m ²	0.011 UDA per m ²	0.012 UDA per m ²

8.6. Social clubs

Type of musical usage	Degree of musical usage – per month		
	Low	Medium	High
Mechanical music	1.35% 0.144	1.50% 0.160	1.65% 0.176

% on the gross revenue

UDA per m² (with no gross revenue)

8.7. Medical offices, clinics, and laboratories

Area with background music Mechanical music	Degree of musical usage – per month		
	Low	Medium	High
Up to 30 m²	0.90 UDA	1 UDA	1.10 UDA
Up to 31 to 44 m²	1.35 UDA	1.50 UDA	1.65 UDA
Up to 45 to 55 m²	1.80 UDA	2 UDA	2.20 UDA
Up to 56 to 65 m²	2.25 UDA	2.50 UDA	2.75 UDA
Up to 66 to 75 m²	2.70 UDA	3 UDA	3.30 UDA
Up to 76 to 89 m²	3.15 UDA	3.50 UDA	3.85 UDA
Up to 90 to 110 m²	3.60 UDA	4 UDA	4.40 UDA
Up to 111 to 480 m²	4.05 UDA	4.50 UDA	4.95 UDA
Over 480 m²	0.041 UDA per m ²	0.045 UDA per m ²	0.050 UDA per m ²

8.7.1. Chain of medical offices, clinics, and laboratories

Type of musical usage	Degree of musical usage – per month		
	Low	Medium	High
Mechanical music	0.010 UDA per m ²	0.011 UDA per m ²	0.012 UDA per m ²

The rules for chain are described in article 35 of this Regulation.

8.8. Hotels, inns, motels, and the like

Hotels, inns, and the like	0.450 UDAs per room – per month
Motels	0.900 UDAs per room – per month

The calculation of the copyright fee due by the hotels, inns, motels, and the like, relative to the background music of their rooms, will consider the monthly occupancy rate, declared through a reputable document on letterhead signed by the accountant/administrator of the company.

If the establishment does not present the declarations, it will be considered the occupancy rates and effective uses informed in research made by IBOPE to make the calculation for the due payment, according to table below:

Regions	South	Northeast	North	Southeast	Central-West
TV and/or Radio Audience (%)	83	87	85	83	86
Occupancy rate (%)	59	57	59	61	61
Results (%)	48.970	49.590	50.150	50.630	52.460
UDA Result (Hotels)	0.220	0.223	0.226	0.228	0.236
UDA Result (Motels)	0.440	0.446	0.452	0.456	0.472

8.9. Stores, offices, minimarkets, and supermarkets

Type of musical usage	Degree of musical usage – per month		
	Low	Medium	High
Mechanical music	0.041 UDA per m ²	0.045 UDA per m ²	0.050 UDA per m ²

8.9.1 Chain of stores, offices, minimarkets, and supermarkets

Type of musical usage	Degree of musical usage – per month		
	Low	Medium	High
Mechanical music	0.010 UDA per m ²	0.011 UDA per m ²	0.012 UDA per m ²

The rules for chain are described in article 35 of this Regulation.

8.10. Theme parks

Type of musical usage	Degree of musical usage – per month		
	Low	Medium	High
Mechanical music	0.041 UDA per m ²	0.045 UDA per m ²	0.050 UDA per m ²

8.11. Buildings, squares, and public parks

Type of musical usage	Degree of musical usage – per month		
	Low	Medium	High
Mechanical music	0.004 UDA per m ²	0.005 UDA per m ²	0.006 UDA per m ²

8.12. Phone message service

Type of musical usage	Degree of musical usage – per month % on the gross revenue		
	Low	Medium	High
Mechanical music	4.50	5	5.50

8.13. Transportations

8.13.1. Air transport

Broadcasting and/or retransmission of music, with or without image, on the aircraft

The price calculated for air transport will be 4 (four) UDAs per month and per aircraft. The license will cover broadcasting and/or retransmission of music on active aircraft.

The user must provide the number of aircraft for calculation of the license and must sign up to and comply with the terms described in the Term of Responsibility for license payment.

8.13.2. Rail and cable car

Type of musical usage	Degree of musical usage – per month UDA per composition with background music		
	Low	Medium	High
Mechanical music	9.16	10.17	11.19

8.13.3. Sea, lake, and river

Type of musical usage	Degree of musical usage – per month UDA per vessel		
	Low	Medium	High
Mechanical music	37.65	41.83	46.01

8.13.4. Subway

Type of musical usage	Degree of musical usage – per month UDA per composition with background music		
	Low	Medium	High
Mechanical music	0.72	0.80	0.88

8.13.5. Road

Type of company Mechanical music	Degree of musical usage – per month UDA per vehicle		
	Low	Medium	High
National road transportation	0.72	0.80	0.88
International road transportation	1.44	1.60	1.76

8.13.6. -“Saveiros”, sailboats, and the like

Quantity of people Mechanical music	Degree of musical usage – per month UDA per vessel		
	Low	Medium	High
Up to 30 people	12.60	14	15.40
From 31 to 50 people	18	20	22
From 51 people on	27	30	33

8.14. Other types of users

Type of musical usage	Degree of musical usage – per month UDA per m ²		
	Low	Medium	High
Mechanical music	0.041	0.045	0.050

Eventual Licenses

Shows and Events

1. Graduation Ceremony

Type of musical usage	Degree of musical usage – per function		
	Low	Medium	High
Mechanical music	6.75% 0.049	7.50% 0.054	8.25% 0.059
Live music	4.50% 0.032	5% 0.036	5.50% 0.040

% on the rental of the room or space

UDA per m² (with no charge of rental of the room or space)

2. Musical concerts, shows, balls, or dancing parties

Type of musical usage	Charge per percentage participation	Charge per physical parameter
Mechanical music	15% on the gross revenue	0.163 UDA per m ²
Live music	10% on the gross revenue	0.109 UDA per m ²

According to the rules set forth in article 12 of this Regulation, the percentage to be applied on the musical cost will be of 10% for live music and 15% for mechanical music.

It is also considered for this charge shows, balls, and dancing parties held in rodeo shows, fairs, exhibitions, agricultural fair, and in sports events.

Only the presentation of DJs that perform electronic music in their shows (the music created or changed through the use of electronic equipment or instruments, such as synthesizers, digital recorders, computers, or composition software). This form of performance necessarily implies the non-use of sound recordings, therefore, it will only be considered the criteria of charge of live music.

2.1. Musical concerts, shows, balls, or dancing parties on ships and cruises

Type of musical usage	
Mechanical music	0.271 UDA per m ²
Live music	0.181 UDA per m ²

3. Drama, ballet, or dance shows

Type of musical usage	With gross revenue – per function	With no gross revenue – per function
Mechanical music	2% to 10% on the gross revenue	0.019 to 0.054 UDA per m ²

Factor or percentage will be defined by the result of the division of the total time of the participation of the performance or of the set of musical performances, by the total time of the show, multiplied by 10, when there is sale of ticket or by 0.054, when there is no sale of ticket.

In the absence of information by the user of the total time of the show and/or of the set of musical performances, it will be considered for the calculation of the copyright the percentage of 10% on the gross revenue of box office or the index of 0.054 UDA per m².

4. Events with cinematographic exhibition of audiovisual work

Type of musical usage	With gross revenue – per function	With no gross revenue – per function
Mechanical music	3.75% on the gross revenue per exhibition	0.012 UDA per m ²

For eventual cinematographic exhibitions of audiovisual work held outdoors or in public places, the price will be defined based on the percentage of 3.75% on the costs of the event, according to rules provided for in article 13 of this Regulation.

5. Carnival, June, and end-of-year special events

The following are considered special events:

I) **End-of-Year Events:** end-of-year celebrations, Christmas, Réveillon, pre- and post-Réveillon events, and other events held due to such feasts;

II) **Carnival Events:** carnival, pre-carnival, hangover events, carnival balls, Hallelujah balls, and other events held due to such feast;

III) **June events:** June, July feasts, kermesses, *arraiás*, quadrilles, and other events held due to such feast.

5.1. Background music in June events, such as *arraiás* and kermesses with no show

Type of musical usage	With gross revenue – per function	With no gross revenue – per function
Mechanical music	1.95% on the gross revenue	0.03 UDA per person
Live music	1.30% on the gross revenue	0.02 UDA per person

5.2. Musical shows, shows, balls, and dancing parties

Type of musical usage	With gross revenue – per function	With no gross revenue – per function
Mechanical music	15% on the gross revenue	0.271 UDA per m ² or 0.14 UDA per person
Live music	10% on the gross revenue	0.181 UDA per m ² or 0.09 UDA per person

According to the rules set forth in article 12 of this Regulation, the percentage to be applied on the musical cost will be of 10% for live music and 15% for mechanical music.

6. Sports events where music is used:

6.1. As background music

Type of musical usage	Degree of musical usage – per function		
	Low	Medium	High
Mechanical music	0.45% 0.004	0.50% 0.005	0.55% 0.006

% on the gross revenue

UDA per m² (with no gross revenue)

6.2. As background sound with performances of artistic groups

Type of musical usage	Degree of musical usage – per function		
	Low	Medium	High
Mechanical music	0.72% 0.010	0.80% 0.011	0.88% 0.012
Live music	0.48% 0.006	0.53% 0.007	0.58% 0.008

The opening and closing shows held at sporting events must have their licenses based on item 2 of the eventual rate schedule.

% on the gross revenue

UDA per m² (with no gross revenue)

6.3. As part of the competition or presentation of athletes, such as artistic gymnastics and synchronized swimming.

Type of musical usage	With gross revenue – per function	With no gross revenue – per function
Mechanical music	2% on the gross revenue	0.027 UDA per m ²
Live music	1.33% on the gross revenue	0.018 UDA per m ²

7. Social events

Type of musical usage	With rental of the saloon or place	With no rental of the saloon or place
Mechanical music	15% on the rental of the space of the performance place	0.163 UDA per m ²
Live music	10% on the rental of the space of the performance place	0.109 UDA per m ²

It is considered as social events graduation balls, maiden balls, wedding parties, baptism parties, and birthday parties for individuals.

8. Loudspeaker services

Type of musical usage	Degree of musical use – per function		
	Low	Medium	High
Itinerant	13.50% 0.970	15% 1.080	16.50% 1.190
Fixed	13.50% 0.490	15% 0.540	16.50% 0.590

This table does not apply to “trios elétricos” classified in item 10 of the eventual rate schedule.

% on the gross revenue With no gross revenue – Itinerant: UDA per vehicle | Fixed: UDA per place

9. Background music in:

9.1. Theme parks

Type of musical usage	Degree of musical use – per function		
	Low	Medium	High
Mechanical music	0.007 UDA per m ²	0.008 UDA per m ²	0.009 UDA per m ²

If there is a show, the criteria provided for in item 2 of the eventual rate schedule apply.

9.2. Collective transportation

Type of musical usage	Degree of musical use – per function		
	Low	Medium	High
Mechanical music	0.004 UDA per m ²	0.005 UDA per m ²	0.006 UDA per m ²

9.3. Other users

Type of musical usage	Degree of musical use – per function		
	Low	Medium	High
Mechanical music	3.38% 0.049	3.75% 0.054	4.13% 0.059
Live music	2.25% 0.032	2.50% 0.036	2.75% 0.040

% on the gross revenue UDA per m² (with no gross revenue)

10. Trios elétricos and micaretas

10.1. Trio elétrico with mechanical music

Type of “trio”	With gross revenue – per function	With no gross revenue – per kick-off/day

“Trios” with no blocks	7.50% on the sold products	254 UDAs
“Trios” with blocks	7.50% on the sold products	338 UDAs
“Trios” and blocks with sponsorship and/or subvention	15% on the subvention and/or sponsorship	-

10.2. Trio elétrico with live music

Type of “trio”	With gross revenue – per function	With no gross revenue – per kick-off/day
“Trios” with no blocks	5% on the sold products	169 UDAs
“Trios” with blocks	5% on the sold products	225 UDAs
“Trios” and blocks with sponsorship and/or subvention	10% on the subvention and/or sponsorship	-

State	Category	Maximum number of inhabitants
AC	C D	Over 40 thousand 40 thousand

AL	B C D	Over 40 thousand 40 thousand 25 thousand
AM	B C D	Over 40 thousand 40 thousand 25 thousand
AP	C	-
BA	B C	Over 25 thousand 25 thousand
CE	C D	Over 25 thousand 25 thousand
DF	A	-
ES	B	-
GO	B	-
MA	B C	Over 25 thousand 25 thousand
MG	A	-
MS	B C	Over 25 thousand 25 thousand
MT	B C	Over 25 thousand 25 thousand
PA	B C	Over 25 thousand 25 thousand
PB	B C	Over 25 thousand 25 thousand
PE	B C	Over 25 thousand 25 thousand
PI	B C	Over 25 thousand 25 thousand
PR	A	-
RJ	A	-
RN	B C	Over 25 thousand 25 thousand
RO	B C D	Over 40 thousand 40 thousand 25 thousand
RR	C D	Over 40 thousand 40 thousand
RS	A	-
SC	A	-
SE	B C	Over 25 thousand 25 thousand
SP	A	-
TO	B C	Over 25 thousand 25 thousand

1. Power – over 100 KW

Quantity of inhabitants	Region			
	A	B	C	D
Up to 10 thousand	BRL 1.360,94	BRL 1.318,35	BRL 1.190,75	BRL 1.063,18
Up to 25 thousand	BRL 3.402,29	BRL 3.295,86	BRL 2.976,97	BRL 2.658,05
Up to 50 thousand	BRL 3.933,76	BRL 3.614,90	BRL 3.295,86	BRL 2.976,97
Up to 75 thousand	BRL 4.359,15	BRL 3.933,76	BRL 3.614,90	BRL 3.402,29
Up to 150 thousand	BRL 4.997,17	BRL 4.571,82	BRL 3.933,76	BRL 3.614,90
Up to 300 thousand	BRL 7.442,36	BRL 6.698,13	BRL 6.060,21	BRL 5.634,92
Up to 500 thousand	BRL 8.824,54	BRL 7.973,97	BRL 6.804,53	BRL 6.166,63
Up to 750 thousand	BRL 13.183,79	BRL 12.014,24	BRL 10.738,47	BRL 9.037,25
Up to 1 million	BRL 15.203,77	BRL 13.821,73	BRL 12.439,56	BRL 10.632,01
Up to 1 million, 500 thousand	BRL 21.476,75	BRL 19.350,28	BRL 17.223,80	BRL 15.203,77
Up to 2 million	BRL 30.514,04	BRL 27.005,24	BRL 24.347,35	BRL 21.051,40
Up to 2 million, 500 thousand	BRL 38.434,89	BRL 34.288,26	BRL 30.726,56	BRL 26.739,55
Up to 3 million	BRL 46.355,58	BRL 41.571,23	BRL 37.105,84	BRL 32.427,70
Up to 3 million, 500 thousand	BRL 54.967,59	BRL 49.332,66	BRL 43.910,40	BRL 38.381,66
Up to 7 million	BRL 92.392,27	BRL 83.355,07	BRL 73.998,93	BRL 64.749,00
Over 7 million	BRL 102.917,97	BRL 92.392,27	BRL 82.291,95	BRL 71.978,80

2. Power – up to 100 KW

Quantity of inhabitants	Region			
	A	B	C	D
Up to 10 thousand	BRL 1.233,35	BRL 1.190,75	BRL 1.063,18	BRL 978,11
Up to 25 thousand	BRL 3.083,32	BRL 2.976,97	BRL 2.658,05	BRL 2.445,42
Up to 50 thousand	BRL 3.614,90	BRL 3.295,86	BRL 2.976,97	BRL 2.658,05
Up to 75 thousand	BRL 3.933,76	BRL 3.614,90	BRL 3.295,86	BRL 3.083,32
Up to 150 thousand	BRL 4.571,82	BRL 4.146,37	BRL 3.614,90	BRL 3.295,86
Up to 300 thousand	BRL 6.804,53	BRL 6.060,21	BRL 5.528,74	BRL 5.103,31
Up to 500 thousand	BRL 7.973,97	BRL 7.229,89	BRL 6.166,63	BRL 5.634,92
Up to 750 thousand	BRL 12.014,24	BRL 10.950,96	BRL 9.781,43	BRL 8.186,69
Up to 1 million	BRL 13.821,73	BRL 12.545,89	BRL 11.270,07	BRL 9.675,15
Up to 1 million, 500 thousand	BRL 19.562,91	BRL 17.542,76	BRL 15.629,10	BRL 13.821,73
Up to 2 million	BRL 27.749,52	BRL 24.559,96	BRL 22.114,55	BRL 19.137,58
Up to 2 million, 500 thousand	BRL 34.926,14	BRL 31.151,89	BRL 27.909,09	BRL 24.294,15
Up to 3 million	BRL 42.102,79	BRL 37.743,69	BRL 33.703,52	BRL 29.450,67
Up to 3 million, 500 thousand	BRL 49.970,56	BRL 44.867,12	BRL 39.870,05	BRL 34.873,07
Up to 7 million	BRL 83.993,00	BRL 75.806,32	BRL 67.300,60	BRL 58.901,49
Over 7 million	BRL 93.561,83	BRL 83.993,00	BRL 74.849,42	BRL 65.386,88

3. Power – up to 50 KW

Quantity of inhabitants	Region			
	A	B	C	D
Up to 10 thousand	BRL 1.105,76	BRL 1.063,18	BRL 978,11	BRL 893,09
Up to 25 thousand	BRL 2.764,52	BRL 2.658,05	BRL 2.445,42	BRL 2.232,70
Up to 50 thousand	BRL 3.295,86	BRL 2.976,97	BRL 2.658,05	BRL 2.445,42
Up to 75 thousand	BRL 3.614,90	BRL 3.295,86	BRL 2.976,97	BRL 2.764,52
Up to 150 thousand	BRL 4.146,37	BRL 3.721,37	BRL 3.295,86	BRL 2.976,97
Up to 300 thousand	BRL 6.166,63	BRL 5.528,74	BRL 4.997,17	BRL 4.678,08
Up to 500 thousand	BRL 7.229,89	BRL 6.591,84	BRL 5.634,92	BRL 5.103,31
Up to 750 thousand	BRL 10.950,96	BRL 9.994,10	BRL 8.930,93	BRL 7.442,36
Up to 1 million	BRL 12.545,89	BRL 11.376,28	BRL 10.206,85	BRL 8.824,54
Up to 1 million, 500 thousand	BRL 17.755,50	BRL 15.948,12	BRL 14.246,94	BRL 12.545,89
Up to 2 million	BRL 25.197,88	BRL 22.327,34	BRL 20.094,47	BRL 17.436,54
Up to 2 million, 500 thousand	BRL 31.736,55	BRL 28.334,33	BRL 25.357,45	BRL 22.114,63
Up to 3 million	BRL 38.275,27	BRL 34.341,37	BRL 30.620,20	BRL 26.792,69
Up to 3 million, 500 thousand	BRL 45.398,66	BRL 40.826,99	BRL 36.255,30	BRL 31.683,44
Up to 7 million	BRL 76.337,90	BRL 68.895,62	BRL 61.134,14	BRL 53.585,43
Over 7 million	BRL 85.056,23	BRL 76.337,90	BRL 68.044,92	BRL 59.433,05

4. Power – up to 35 KW

Quantity of inhabitants	Region			
	A	B	C	D
Up to 10 thousand	BRL 1.020,64	BRL 978,11	BRL 893,09	BRL 808,06
Up to 25 thousand	BRL 2.551,76	BRL 2.445,42	BRL 2.232,70	BRL 2.020,20
Up to 50 thousand	BRL 2.976,97	BRL 2.658,05	BRL 2.445,42	BRL 2.232,70
Up to 75 thousand	BRL 3.295,86	BRL 2.976,97	BRL 2.658,05	BRL 2.551,76
Up to 150 thousand	BRL 3.721,37	BRL 3.402,29	BRL 2.976,97	BRL 2.658,05
Up to 300 thousand	BRL 5.634,92	BRL 4.997,17	BRL 4.571,82	BRL 4.252,92
Up to 500 thousand	BRL 6.591,84	BRL 5.953,90	BRL 5.103,31	BRL 4.678,08
Up to 750 thousand	BRL 9.994,10	BRL 9.037,25	BRL 8.080,37	BRL 6.804,53
Up to 1 million	BRL 11.376,28	BRL 10.313,05	BRL 9.249,73	BRL 7.973,97
Up to 1 million, 500 thousand	BRL 16.160,77	BRL 14.459,62	BRL 12.970,97	BRL 11.376,28
Up to 2 million	BRL 22.858,80	BRL 20.307,22	BRL 18.287,16	BRL 15.841,75
Up to 2 million, 500 thousand	BRL 28.812,80	BRL 25.782,69	BRL 23.071,57	BRL 20.094,52
Up to 3 million	BRL 34.766,73	BRL 31.258,14	BRL 27.856,03	BRL 24.347,35
Up to 3 million, 500 thousand	BRL 41.252,23	BRL 37.105,84	BRL 32.959,25	BRL 28.812,81
Up to 7 million	BRL 69.427,19	BRL 62.622,57	BRL 55.605,51	BRL 48.694,60
Over 7 million	BRL 77.294,94	BRL 69.427,19	BRL 61.878,46	BRL 54.010,71

5. Power – up to 25 KW

Quantity of inhabitants	Region			
	A	B	C	D
Up to 10 thousand	BRL 986,63	BRL 944,12	BRL 859,12	BRL 774,02
Up to 25 thousand	BRL 2.466,69	BRL 2.360,26	BRL 2.147,69	BRL 1.934,98
Up to 50 thousand	BRL 2.849,43	BRL 2.572,97	BRL 2.360,26	BRL 2.147,69
Up to 75 thousand	BRL 3.168,29	BRL 2.849,43	BRL 2.572,97	BRL 2.466,69
Up to 150 thousand	BRL 3.593,75	BRL 3.274,64	BRL 2.849,43	BRL 2.572,97
Up to 300 thousand	BRL 5.422,21	BRL 4.826,99	BRL 4.401,64	BRL 4.082,75
Up to 500 thousand	BRL 6.336,68	BRL 5.741,26	BRL 4.933,22	BRL 4.508,00
Up to 750 thousand	BRL 9.611,42	BRL 8.696,99	BRL 7.782,61	BRL 6.549,40
Up to 1 million	BRL 10.950,97	BRL 9.930,34	BRL 8.909,63	BRL 7.676,30
Up to 1 million, 500 thousand	BRL 15.565,35	BRL 13.949,21	BRL 12.503,25	BRL 10.950,97
Up to 2 million	BRL 22.008,25	BRL 19.584,15	BRL 17.606,59	BRL 15.246,35
Up to 2 million, 500 thousand	BRL 27.749,59	BRL 24.847,08	BRL 22.221,04	BRL 19.350,35
Up to 3 million	BRL 33.490,93	BRL 30.109,85	BRL 26.835,36	BRL 23.454,25
Up to 3 million, 500 thousand	BRL 39.763,78	BRL 35.744,87	BRL 31.768,42	BRL 27.749,59
Up to 7 million	BRL 66.917,96	BRL 60.326,14	BRL 53.564,20	BRL 46.908,49
Over 7 million	BRL 74.488,02	BRL 66.917,96	BRL 59.624,41	BRL 52.054,41

6. Power – up to 10 KW

Quantity of inhabitants	Region			
	A	B	C	D
Up to 10 thousand	BRL 935,60	BRL 893,09	BRL 808,06	BRL 723,00
Up to 25 thousand	BRL 2.339,02	BRL 2.232,70	BRL 2.020,20	BRL 1.807,37
Up to 50 thousand	BRL 2.658,05	BRL 2.445,42	BRL 2.232,70	BRL 2.020,20
Up to 75 thousand	BRL 2.976,97	BRL 2.658,05	BRL 2.445,42	BRL 2.339,02
Up to 150 thousand	BRL 3.402,29	BRL 3.083,32	BRL 2.658,05	BRL 2.445,42
Up to 300 thousand	BRL 5.103,31	BRL 4.571,82	BRL 4.146,37	BRL 3.827,51
Up to 500 thousand	BRL 5.953,90	BRL 5.422,20	BRL 4.678,08	BRL 4.252,92
Up to 750 thousand	BRL 9.037,25	BRL 8.186,69	BRL 7.336,05	BRL 6.166,63
Up to 1 million	BRL 10.313,05	BRL 9.356,23	BRL 8.399,48	BRL 7.229,89
Up to 1 million, 500 thousand	BRL 14.672,23	BRL 13.183,79	BRL 11.801,54	BRL 10.313,05
Up to 2 million	BRL 20.732,38	BRL 18.499,62	BRL 16.585,93	BRL 14.353,26
Up to 2 million, 500 thousand	BRL 26.154,77	BRL 23.443,58	BRL 20.945,20	BRL 18.233,98
Up to 3 million	BRL 31.577,15	BRL 28.387,44	BRL 25.304,37	BRL 22.114,55
Up to 3 million, 500 thousand	BRL 37.531,09	BRL 33.703,52	BRL 29.982,15	BRL 26.154,74
Up to 7 million	BRL 63.154,22	BRL 56.881,32	BRL 50.502,20	BRL 44.229,13
Over 7 million	BRL 70.277,68	BRL 63.154,22	BRL 56.243,41	BRL 49.120,05

7. Power – up to 5 KW

Quantity of inhabitants	Region			
	A	B	C	D
Up to 10 thousand	BRL 850,58	BRL 808,06	BRL 723,00	BRL 637,94
Up to 25 thousand	BRL 2.126,44	BRL 2.020,20	BRL 1.807,37	BRL 1.594,69
Up to 50 thousand	BRL 2.445,42	BRL 2.232,70	BRL 2.020,20	BRL 1.807,37
Up to 75 thousand	BRL 2.658,05	BRL 2.445,42	BRL 2.232,70	BRL 2.126,44
Up to 150 thousand	BRL 3.083,32	BRL 2.764,52	BRL 2.445,42	BRL 2.232,70
Up to 300 thousand	BRL 4.678,08	BRL 4.146,37	BRL 3.721,37	BRL 3.508,53
Up to 500 thousand	BRL 5.422,20	BRL 4.890,82	BRL 4.252,92	BRL 3.827,51
Up to 750 thousand	BRL 8.186,69	BRL 7.442,36	BRL 6.698,13	BRL 5.634,92
Up to 1 million	BRL 9.356,23	BRL 8.505,61	BRL 7.655,10	BRL 6.591,84
Up to 1 million, 500 thousand	BRL 13.290,02	BRL 12.014,24	BRL 10.738,47	BRL 9.356,23
Up to 2 million	BRL 18.818,67	BRL 16.798,70	BRL 15.097,60	BRL 13.077,33
Up to 2 million, 500 thousand	BRL 23.762,57	BRL 21.317,24	BRL 19.031,42	BRL 16.585,94
Up to 3 million	BRL 28.706,41	BRL 25.835,87	BRL 22.965,09	BRL 20.094,47
Up to 3 million, 500 thousand	BRL 34.128,80	BRL 30.620,20	BRL 27.218,08	BRL 23.815,71
Up to 7 million	BRL 57.412,93	BRL 51.671,65	BRL 45.930,39	BRL 40.189,04
Over 7 million	BRL 63.898,58	BRL 57.412,93	BRL 51.140,07	BRL 44.654,54

8. Power – up to 3 KW

Quantity of inhabitants	Region			
	A	B	C	D
Up to 10 thousand	BRL 765,48	BRL 723,00	BRL 637,94	BRL 595,41
Up to 25 thousand	BRL 1.913,75	BRL 1.807,37	BRL 1.594,69	BRL 1.488,53
Up to 50 thousand	BRL 2.232,70	BRL 2.020,20	BRL 1.807,37	BRL 1.594,69
Up to 75 thousand	BRL 2.445,42	BRL 2.232,70	BRL 2.020,20	BRL 1.913,75
Up to 150 thousand	BRL 2.764,52	BRL 2.551,76	BRL 2.232,70	BRL 2.020,20
Up to 300 thousand	BRL 4.252,92	BRL 3.721,37	BRL 3.402,29	BRL 3.189,66
Up to 500 thousand	BRL 4.890,82	BRL 4.465,38	BRL 3.827,51	BRL 3.508,53
Up to 750 thousand	BRL 7.442,36	BRL 6.804,53	BRL 6.060,21	BRL 5.103,31
Up to 1 million	BRL 8.505,61	BRL 7.761,40	BRL 6.910,86	BRL 5.953,90
Up to 1 million, 500 thousand	BRL 12.120,55	BRL 10.950,96	BRL 9.781,43	BRL 8.505,61
Up to 2 million	BRL 17.117,70	BRL 15.310,13	BRL 13.715,34	BRL 11.907,96
Up to 2 million, 500 thousand	BRL 21.583,09	BRL 19.403,43	BRL 17.277,02	BRL 15.097,60
Up to 3 million	BRL 26.048,49	BRL 23.496,79	BRL 20.838,75	BRL 18.287,16
Up to 3 million, 500 thousand	BRL 31.045,53	BRL 27.856,03	BRL 24.772,56	BRL 21.689,28
Up to 7 million	BRL 52.203,15	BRL 46.993,57	BRL 41.783,80	BRL 36.574,11
Over 7 million	BRL 58.050,89	BRL 52.203,15	BRL 46.462,08	BRL 40.614,43

9. Power – up to 1 KW

Quantity of inhabitants	Region			
	A	B	C	D
Up to 10 thousand	BRL 680,40	BRL 637,94	BRL 595,41	BRL 552,89
Up to 25 thousand	BRL 1.701,12	BRL 1.594,69	BRL 1.488,53	BRL 1.382,13
Up to 50 thousand	BRL 2.020,20	BRL 1.807,37	BRL 1.594,69	BRL 1.488,53
Up to 75 thousand	BRL 2.232,70	BRL 2.020,20	BRL 1.807,37	BRL 1.701,12
Up to 150 thousand	BRL 2.551,76	BRL 2.339,02	BRL 2.020,20	BRL 1.807,37
Up to 300 thousand	BRL 3.827,51	BRL 3.402,29	BRL 3.083,32	BRL 2.870,59
Up to 500 thousand	BRL 4.465,38	BRL 4.040,14	BRL 3.508,53	BRL 3.189,66
Up to 750 thousand	BRL 6.804,53	BRL 6.166,63	BRL 5.528,74	BRL 4.678,08
Up to 1 million	BRL 7.761,40	BRL 7.017,12	BRL 6.272,88	BRL 5.422,20
Up to 1 million, 500 thousand	BRL 11.057,12	BRL 9.994,10	BRL 8.930,93	BRL 7.761,40
Up to 2 million	BRL 15.522,71	BRL 13.927,88	BRL 12.439,56	BRL 10.844,74
Up to 2 million, 500 thousand	BRL 19.616,05	BRL 17.649,20	BRL 15.682,32	BRL 13.715,38
Up to 3 million	BRL 23.709,48	BRL 21.370,34	BRL 18.925,00	BRL 16.585,93
Up to 3 million, 500 thousand	BRL 28.174,80	BRL 25.304,37	BRL 22.539,91	BRL 19.669,33
Up to 7 million	BRL 47.418,77	BRL 42.740,81	BRL 37.956,26	BRL 33.278,31
Over 7 million	BRL 52.734,90	BRL 47.418,77	BRL 42.209,16	BRL 36.893,08

10. Power – up to 0.5 KW

Quantity of inhabitants	Region			
	A	B	C	D
Up to 10 thousand	BRL 340,29	BRL 318,96	BRL 297,73	BRL 276,45
Up to 25 thousand	BRL 850,58	BRL 797,35	BRL 744,24	BRL 691,11
Up to 50 thousand	BRL 1.010,10	BRL 903,73	BRL 797,35	BRL 744,24
Up to 75 thousand	BRL 1.116,38	BRL 1.010,10	BRL 903,73	BRL 850,58
Up to 150 thousand	BRL 1.275,82	BRL 1.169,58	BRL 1.010,10	BRL 903,73
Up to 300 thousand	BRL 1.913,81	BRL 1.701,20	BRL 1.541,65	BRL 1.435,27
Up to 500 thousand	BRL 2.232,71	BRL 2.020,06	BRL 1.754,22	BRL 1.594,85
Up to 750 thousand	BRL 3.402,29	BRL 3.083,32	BRL 2.764,33	BRL 2.339,03
Up to 1 million	BRL 3.880,74	BRL 3.508,55	BRL 3.136,48	BRL 2.711,15
Up to 1 million, 500 thousand	BRL 5.528,65	BRL 4.997,14	BRL 4.465,46	BRL 3.880,74
Up to 2 million	BRL 7.761,37	BRL 6.964,00	BRL 6.219,79	BRL 5.422,40
Up to 2 million, 500 thousand	BRL 9.808,07	BRL 8.824,54	BRL 7.841,19	BRL 6.857,66
Up to 3 million	BRL 11.854,67	BRL 10.685,15	BRL 9.462,49	BRL 8.292,94
Up to 3 million, 500 thousand	BRL 14.087,37	BRL 12.652,11	BRL 11.269,96	BRL 9.834,75
Up to 7 million	BRL 23.709,48	BRL 21.370,34	BRL 18.978,17	BRL 16.639,13
Over 7 million	BRL 26.367,47	BRL 23.709,48	BRL 21.104,53	BRL 18.446,57

1. Power – over 100 KW

Quantity of inhabitants	Region			
	A	B	C	D
Up to 10 thousand	BRL 1.512,14	BRL 1.464,82	BRL 1.323,04	BRL 1.181,30
Up to 25 thousand	BRL 3.780,28	BRL 3.662,03	BRL 3.307,71	BRL 2.953,36
Up to 50 thousand	BRL 4.370,80	BRL 4.016,52	BRL 3.662,03	BRL 3.307,71
Up to 75 thousand	BRL 4.843,45	BRL 4.370,80	BRL 4.016,52	BRL 3.780,28
Up to 150 thousand	BRL 5.552,36	BRL 5.079,75	BRL 4.370,80	BRL 4.016,52
Up to 300 thousand	BRL 8.269,21	BRL 7.442,29	BRL 6.733,50	BRL 6.260,96
Up to 500 thousand	BRL 9.804,95	BRL 8.859,88	BRL 7.560,51	BRL 6.851,74
Up to 750 thousand	BRL 14.648,51	BRL 13.349,02	BRL 11.931,51	BRL 10.041,29
Up to 1 million	BRL 16.892,91	BRL 15.357,32	BRL 13.821,60	BRL 11.813,23
Up to 1 million, 500 thousand	BRL 23.862,82	BRL 21.500,10	BRL 19.137,36	BRL 16.892,91
Up to 2 million	BRL 33.904,15	BRL 30.005,52	BRL 27.052,34	BRL 23.390,21
Up to 2 million, 500 thousand	BRL 42.705,01	BRL 38.097,69	BRL 34.140,28	BRL 29.710,31
Up to 3 million	BRL 51.505,68	BRL 46.189,79	BRL 41.228,30	BRL 36.030,42
Up to 3 million, 500 thousand	BRL 61.074,49	BRL 54.813,52	BRL 48.788,85	BRL 42.645,86
Up to 7 million	BRL 102.657,05	BRL 92.615,82	BRL 82.220,21	BRL 71.942,61
Over 7 million	BRL 114.352,16	BRL 102.657,05	BRL 91.434,59	BRL 79.975,64

2. Power – up to 100 KW

Quantity of inhabitants	Region			
	A	B	C	D
Up to 10 thousand	BRL 1.370,38	BRL 1.323,04	BRL 1.181,30	BRL 1.086,78
Up to 25 thousand	BRL 3.425,88	BRL 3.307,71	BRL 2.953,36	BRL 2.717,11
Up to 50 thousand	BRL 4.016,52	BRL 3.662,03	BRL 3.307,71	BRL 2.953,36
Up to 75 thousand	BRL 4.370,80	BRL 4.016,52	BRL 3.662,03	BRL 3.425,88
Up to 150 thousand	BRL 5.079,75	BRL 4.607,03	BRL 4.016,52	BRL 3.662,03
Up to 300 thousand	BRL 7.560,51	BRL 6.733,50	BRL 6.142,98	BRL 5.670,29
Up to 500 thousand	BRL 8.859,88	BRL 8.033,13	BRL 6.851,74	BRL 6.260,96
Up to 750 thousand	BRL 13.349,02	BRL 12.167,61	BRL 10.868,15	BRL 9.096,23
Up to 1 million	BRL 15.357,32	BRL 13.939,74	BRL 12.522,17	BRL 10.750,06
Up to 1 million, 500 thousand	BRL 21.736,35	BRL 19.491,76	BRL 17.365,49	BRL 15.357,32
Up to 2 million	BRL 30.832,49	BRL 27.288,57	BRL 24.571,48	BRL 21.263,77
Up to 2 million, 500 thousand	BRL 38.806,43	BRL 34.612,86	BRL 31.009,79	BRL 26.993,23
Up to 3 million	BRL 46.780,41	BRL 41.937,01	BRL 37.447,98	BRL 32.722,64
Up to 3 million, 500 thousand	BRL 55.522,29	BRL 49.851,86	BRL 44.299,61	BRL 38.747,47
Up to 7 million	BRL 93.324,62	BRL 84.228,40	BRL 74.777,70	BRL 65.445,45
Over 7 million	BRL 103.956,55	BRL 93.324,62	BRL 83.165,19	BRL 72.651,36

3. Power – up to 50 KW

Quantity of inhabitants	Region			
	A	B	C	D
Up to 10 thousand	BRL 1.228,61	BRL 1.181,30	BRL 1.086,78	BRL 992,31
Up to 25 thousand	BRL 3.071,66	BRL 2.953,36	BRL 2.717,11	BRL 2.480,75
Up to 50 thousand	BRL 3.662,03	BRL 3.307,71	BRL 2.953,36	BRL 2.717,11
Up to 75 thousand	BRL 4.016,52	BRL 3.662,03	BRL 3.307,71	BRL 3.071,66
Up to 150 thousand	BRL 4.607,03	BRL 4.134,81	BRL 3.662,03	BRL 3.307,71
Up to 300 thousand	BRL 6.851,74	BRL 6.142,98	BRL 5.552,36	BRL 5.197,81
Up to 500 thousand	BRL 8.033,13	BRL 7.324,19	BRL 6.260,96	BRL 5.670,29
Up to 750 thousand	BRL 12.167,61	BRL 11.104,44	BRL 9.923,16	BRL 8.269,21
Up to 1 million	BRL 13.939,74	BRL 12.640,18	BRL 11.340,83	BRL 9.804,95
Up to 1 million, 500 thousand	BRL 19.728,14	BRL 17.719,96	BRL 15.829,78	BRL 13.939,74
Up to 2 million	BRL 27.997,36	BRL 24.807,91	BRL 22.326,97	BRL 19.373,74
Up to 2 million, 500 thousand	BRL 35.262,48	BRL 31.482,27	BRL 28.174,66	BRL 24.571,57
Up to 3 million	BRL 42.527,65	BRL 38.156,70	BRL 34.022,10	BRL 29.769,36
Up to 3 million, 500 thousand	BRL 50.442,45	BRL 45.362,87	BRL 40.283,26	BRL 35.203,47
Up to 7 million	BRL 84.819,04	BRL 76.549,92	BRL 67.926,14	BRL 59.538,77
Over 7 million	BRL 94.505,98	BRL 84.819,04	BRL 75.604,71	BRL 66.036,06

4. Power – up to 35 KW

Quantity of inhabitants	Region			
	A	B	C	D
Up to 10 thousand	BRL 1.134,03	BRL 1.086,78	BRL 992,31	BRL 897,84
Up to 25 thousand	BRL 2.835,26	BRL 2.717,11	BRL 2.480,75	BRL 2.244,64
Up to 50 thousand	BRL 3.307,71	BRL 2.953,36	BRL 2.717,11	BRL 2.480,75
Up to 75 thousand	BRL 3.662,03	BRL 3.307,71	BRL 2.953,36	BRL 2.835,26
Up to 150 thousand	BRL 4.134,81	BRL 3.780,28	BRL 3.307,71	BRL 2.953,36
Up to 300 thousand	BRL 6.260,96	BRL 5.552,36	BRL 5.079,75	BRL 4.725,42
Up to 500 thousand	BRL 7.324,19	BRL 6.615,38	BRL 5.670,29	BRL 5.197,81
Up to 750 thousand	BRL 11.104,44	BRL 10.041,29	BRL 8.978,10	BRL 7.560,51
Up to 1 million	BRL 12.640,18	BRL 11.458,83	BRL 10.277,38	BRL 8.859,88
Up to 1 million, 500 thousand	BRL 17.956,23	BRL 16.066,08	BRL 14.412,04	BRL 12.640,18
Up to 2 million	BRL 25.398,41	BRL 22.563,35	BRL 20.318,86	BRL 17.601,77
Up to 2 million, 500 thousand	BRL 32.013,90	BRL 28.647,15	BRL 25.634,82	BRL 22.327,02
Up to 3 million	BRL 38.629,31	BRL 34.730,92	BRL 30.950,83	BRL 27.052,34
Up to 3 million, 500 thousand	BRL 45.835,35	BRL 41.228,30	BRL 36.621,02	BRL 32.013,91
Up to 7 million	BRL 77.140,55	BRL 69.579,94	BRL 61.783,28	BRL 54.104,57
Over 7 million	BRL 85.882,41	BRL 77.140,55	BRL 68.753,16	BRL 60.011,30

5. Power – up to 25 KW

Quantity of inhabitants	Region			
	A	B	C	D
Up to 10 thousand	BRL 1.096,24	BRL 1.049,01	BRL 954,57	BRL 860,01
Up to 25 thousand	BRL 2.740,74	BRL 2.622,48	BRL 2.386,30	BRL 2.149,96
Up to 50 thousand	BRL 3.166,00	BRL 2.858,83	BRL 2.622,48	BRL 2.386,30
Up to 75 thousand	BRL 3.520,29	BRL 3.166,00	BRL 2.858,83	BRL 2.740,74
Up to 150 thousand	BRL 3.993,02	BRL 3.638,45	BRL 3.166,00	BRL 2.858,83
Up to 300 thousand	BRL 6.024,62	BRL 5.363,27	BRL 4.890,66	BRL 4.536,34
Up to 500 thousand	BRL 7.040,69	BRL 6.379,11	BRL 5.481,30	BRL 5.008,84
Up to 750 thousand	BRL 10.679,25	BRL 9.663,23	BRL 8.647,26	BRL 7.277,04
Up to 1 million	BRL 12.167,62	BRL 11.033,60	BRL 9.899,49	BRL 8.529,14
Up to 1 million, 500 thousand	BRL 17.294,66	BRL 15.498,97	BRL 13.892,36	BRL 12.167,62
Up to 2 million	BRL 24.453,37	BRL 21.759,95	BRL 19.562,68	BRL 16.940,22
Up to 2 million, 500 thousand	BRL 30.832,57	BRL 27.607,59	BRL 24.689,80	BRL 21.500,17
Up to 3 million	BRL 37.211,77	BRL 33.455,05	BRL 29.816,77	BRL 26.060,02
Up to 3 million, 500 thousand	BRL 44.181,54	BRL 39.716,13	BRL 35.297,89	BRL 30.832,57
Up to 7 million	BRL 74.352,55	BRL 67.028,37	BRL 59.515,18	BRL 52.120,02
Over 7 million	BRL 82.763,64	BRL 74.352,55	BRL 66.248,68	BRL 57.837,65

6. Power – up to 10 KW

Quantity of inhabitants	Region			
	A	B	C	D
Up to 10 thousand	BRL 1.039,55	BRL 992,31	BRL 897,84	BRL 803,33
Up to 25 thousand	BRL 2.598,89	BRL 2.480,75	BRL 2.244,64	BRL 2.008,17
Up to 50 thousand	BRL 2.953,36	BRL 2.717,11	BRL 2.480,75	BRL 2.244,64
Up to 75 thousand	BRL 3.307,71	BRL 2.953,36	BRL 2.717,11	BRL 2.598,89
Up to 150 thousand	BRL 3.780,28	BRL 3.425,88	BRL 2.953,36	BRL 2.717,11
Up to 300 thousand	BRL 5.670,29	BRL 5.079,75	BRL 4.607,03	BRL 4.252,75
Up to 500 thousand	BRL 6.615,38	BRL 6.024,61	BRL 5.197,81	BRL 4.725,42
Up to 750 thousand	BRL 10.041,29	BRL 9.096,23	BRL 8.151,09	BRL 6.851,74
Up to 1 million	BRL 11.458,83	BRL 10.395,71	BRL 9.332,66	BRL 8.033,13
Up to 1 million, 500 thousand	BRL 16.302,31	BRL 14.648,51	BRL 13.112,69	BRL 11.458,83
Up to 2 million	BRL 23.035,75	BRL 20.554,93	BRL 18.428,63	BRL 15.947,91
Up to 2 million, 500 thousand	BRL 29.060,56	BRL 26.048,16	BRL 23.272,21	BRL 20.259,78
Up to 3 million	BRL 35.085,37	BRL 31.541,28	BRL 28.115,69	BRL 24.571,48
Up to 3 million, 500 thousand	BRL 41.700,79	BRL 37.447,98	BRL 33.313,17	BRL 29.060,53
Up to 7 million	BRL 70.170,65	BRL 63.200,83	BRL 56.112,99	BRL 49.142,99
Over 7 million	BRL 78.085,53	BRL 70.170,65	BRL 62.492,05	BRL 54.577,29

7. Power – up to 5 KW

Quantity of inhabitants	Region			
	A	B	C	D
Up to 10 thousand	BRL 945,08	BRL 897,84	BRL 803,33	BRL 708,82
Up to 25 thousand	BRL 2.362,69	BRL 2.244,64	BRL 2.008,17	BRL 1.771,86
Up to 50 thousand	BRL 2.717,11	BRL 2.480,75	BRL 2.244,64	BRL 2.008,17
Up to 75 thousand	BRL 2.953,36	BRL 2.717,11	BRL 2.480,75	BRL 2.362,69
Up to 150 thousand	BRL 3.425,88	BRL 3.071,66	BRL 2.717,11	BRL 2.480,75
Up to 300 thousand	BRL 5.197,81	BRL 4.607,03	BRL 4.134,81	BRL 3.898,33
Up to 500 thousand	BRL 6.024,61	BRL 5.434,19	BRL 4.725,42	BRL 4.252,75
Up to 750 thousand	BRL 9.096,23	BRL 8.269,21	BRL 7.442,29	BRL 6.260,96
Up to 1 million	BRL 10.395,71	BRL 9.450,58	BRL 8.505,58	BRL 7.324,19
Up to 1 million, 500 thousand	BRL 14.766,54	BRL 13.349,02	BRL 11.931,51	BRL 10.395,71
Up to 2 million	BRL 20.909,42	BRL 18.665,04	BRL 16.774,94	BRL 14.530,22
Up to 2 million, 500 thousand	BRL 26.402,59	BRL 23.685,59	BRL 21.145,81	BRL 18.428,64
Up to 3 million	BRL 31.895,69	BRL 28.706,24	BRL 25.516,51	BRL 22.326,97
Up to 3 million, 500 thousand	BRL 37.920,51	BRL 34.022,10	BRL 30.242,01	BRL 26.461,64
Up to 7 million	BRL 63.791,51	BRL 57.412,37	BRL 51.033,26	BRL 44.654,04
Over 7 million	BRL 70.997,71	BRL 63.791,51	BRL 56.821,73	BRL 49.615,66

8. Power – up to 3 KW

Quantity of inhabitants	Region			
	A	B	C	D
Up to 10 thousand	BRL 850,52	BRL 803,33	BRL 708,82	BRL 661,56
Up to 25 thousand	BRL 2.126,37	BRL 2.008,17	BRL 1.771,86	BRL 1.653,91
Up to 50 thousand	BRL 2.480,75	BRL 2.244,64	BRL 2.008,17	BRL 1.771,86
Up to 75 thousand	BRL 2.717,11	BRL 2.480,75	BRL 2.244,64	BRL 2.126,37
Up to 150 thousand	BRL 3.071,66	BRL 2.835,26	BRL 2.480,75	BRL 2.244,64
Up to 300 thousand	BRL 4.725,42	BRL 4.134,81	BRL 3.780,28	BRL 3.544,03
Up to 500 thousand	BRL 5.434,19	BRL 4.961,48	BRL 4.252,75	BRL 3.898,33
Up to 750 thousand	BRL 8.269,21	BRL 7.560,51	BRL 6.733,50	BRL 5.670,29
Up to 1 million	BRL 9.450,58	BRL 8.623,69	BRL 7.678,66	BRL 6.615,38
Up to 1 million, 500 thousand	BRL 13.467,14	BRL 12.167,61	BRL 10.868,15	BRL 9.450,58
Up to 2 million	BRL 19.019,48	BRL 17.011,09	BRL 15.239,11	BRL 13.230,93
Up to 2 million, 500 thousand	BRL 23.980,97	BRL 21.559,15	BRL 19.196,50	BRL 16.774,94
Up to 3 million	BRL 28.942,48	BRL 26.107,28	BRL 23.153,94	BRL 20.318,86
Up to 3 million, 500 thousand	BRL 34.494,69	BRL 30.950,83	BRL 27.524,79	BRL 24.098,96
Up to 7 million	BRL 58.002,92	BRL 52.214,56	BRL 46.425,98	BRL 40.637,49
Over 7 million	BRL 64.500,34	BRL 58.002,92	BRL 51.624,02	BRL 45.126,69

9. Power – up to 1 KW

Quantity of inhabitants	Region			
	A	B	C	D
Up to 10 thousand	BRL 755,99	BRL 708,82	BRL 661,56	BRL 614,32
Up to 25 thousand	BRL 1.890,11	BRL 1.771,86	BRL 1.653,91	BRL 1.535,68
Up to 50 thousand	BRL 2.244,64	BRL 2.008,17	BRL 1.771,86	BRL 1.653,91
Up to 75 thousand	BRL 2.480,75	BRL 2.244,64	BRL 2.008,17	BRL 1.890,11
Up to 150 thousand	BRL 2.835,26	BRL 2.598,89	BRL 2.244,64	BRL 2.008,17
Up to 300 thousand	BRL 4.252,75	BRL 3.780,28	BRL 3.425,88	BRL 3.189,51
Up to 500 thousand	BRL 4.961,48	BRL 4.489,00	BRL 3.898,33	BRL 3.544,03
Up to 750 thousand	BRL 7.560,51	BRL 6.851,74	BRL 6.142,98	BRL 5.197,81
Up to 1 million	BRL 8.623,69	BRL 7.796,72	BRL 6.969,80	BRL 6.024,61
Up to 1 million, 500 thousand	BRL 12.285,57	BRL 11.104,44	BRL 9.923,16	BRL 8.623,69
Up to 2 million	BRL 17.247,28	BRL 15.475,27	BRL 13.821,60	BRL 12.049,59
Up to 2 million, 500 thousand	BRL 21.795,39	BRL 19.610,03	BRL 17.424,63	BRL 15.239,16
Up to 3 million	BRL 26.343,60	BRL 23.744,58	BRL 21.027,57	BRL 18.428,63
Up to 3 million, 500 thousand	BRL 31.305,02	BRL 28.115,69	BRL 25.044,09	BRL 21.854,59
Up to 7 million	BRL 52.687,00	BRL 47.489,31	BRL 42.173,20	BRL 36.975,53
Over 7 million	BRL 58.593,75	BRL 52.687,00	BRL 46.898,60	BRL 40.991,90

10. Power – up to 0.5 KW

Quantity of inhabitants	Region			
	A	B	C	D
Up to 10 thousand	BRL 378,10	BRL 354,40	BRL 330,81	BRL 307,16
Up to 25 thousand	BRL 945,08	BRL 885,94	BRL 826,93	BRL 767,89
Up to 50 thousand	BRL 1.122,32	BRL 1.004,13	BRL 885,94	BRL 826,93
Up to 75 thousand	BRL 1.240,41	BRL 1.122,32	BRL 1.004,13	BRL 945,08
Up to 150 thousand	BRL 1.417,56	BRL 1.299,52	BRL 1.122,32	BRL 1.004,13
Up to 300 thousand	BRL 2.126,43	BRL 1.890,20	BRL 1.712,93	BRL 1.594,73
Up to 500 thousand	BRL 2.480,76	BRL 2.244,49	BRL 1.949,11	BRL 1.772,04
Up to 750 thousand	BRL 3.780,28	BRL 3.425,88	BRL 3.071,45	BRL 2.598,90
Up to 1 million	BRL 4.311,89	BRL 3.898,35	BRL 3.484,94	BRL 3.012,36
Up to 1 million, 500 thousand	BRL 6.142,88	BRL 5.552,32	BRL 4.961,57	BRL 4.311,89
Up to 2 million	BRL 8.623,66	BRL 7.737,70	BRL 6.910,81	BRL 6.024,83
Up to 2 million, 500 thousand	BRL 10.897,75	BRL 9.804,95	BRL 8.712,35	BRL 7.619,55
Up to 3 million	BRL 13.171,72	BRL 11.872,27	BRL 10.513,77	BRL 9.214,29
Up to 3 million, 500 thousand	BRL 15.652,48	BRL 14.057,76	BRL 12.522,05	BRL 10.927,39
Up to 7 million	BRL 26.343,60	BRL 23.744,58	BRL 21.086,64	BRL 18.487,74
Over 7 million	BRL 29.296,90	BRL 26.343,60	BRL 23.449,24	BRL 20.495,98

ECAD

ABRAMUS
AMAR
ASSIM
SBACEM
SICAM
SOCINPRO
UBC